

# Homoeopathy: A Weapon to Children Enemy Ascaris Lumbricoids: A Pilot Study to Study the Effectiveness of Calcarea Carbonica, Cina & Sulphur in Children with Ascariasis

**Dr. Raxitkumar Ramavat<sup>1</sup>, Dr. Hiral Trivedi<sup>2</sup>, Dr. Jay Solanki<sup>3</sup>,  
Dr. Janki Bhanvadia<sup>4</sup>, Dr. Kanan Bhatt<sup>5</sup>, Dr. Mital Kacha<sup>6</sup>,  
Dr. Shreya Joshi<sup>7</sup>, Dr. Urmila Bhargaria<sup>8</sup>**

<sup>1</sup>Assistant Professor, Department Of Homoeopathic Materia Medica, Rajkot Homoeopathic Medical College, Rajkot, Parul University

<sup>2,5</sup>Assistant Professor, Department Of Case Taking & Repertory, Rajkot Homoeopathic Medical College, Rajkot, Parul University.

<sup>3</sup>Assistant Professor, Department Of Anatomy, Rajkot Homoeopathic Medical College, Rajkot, Parul University.

<sup>4</sup>Assistant Professor, Department Of Forensic Medicine & Toxicology, Rajkot Homoeopathic Medical College, Rajkot, Parul University.

<sup>6</sup>Assistant Professor, Department Of Organon Of Medicine & Homoeopathic Philosophy, Rajkot Homoeopathic Medical College, Rajkot, Parul University.

<sup>7</sup>Assistant Professor, Organon Of Medicine & Homoeopathic Philosophy, Rajkot Homoeopathic Medical College, Rajkot, Parul University.

<sup>8</sup>Assistant Professor, Practice Of Medicine, Rajkot Homoeopathic Medical College, Rajkot, Parul University.

## Abstract

The National Deworming Day is an initiative of Ministry of Health and Family Welfare, Government of India to make every child in the country worm free. This is one of the largest public health programs reaching large number of children during a short period. More than 836 million children are at risk of parasitic worm infections worldwide. According to World Health Organization 241 million children between the ages of 1 and 14 years are at risk of parasitic intestinal worms in India, also known as Soil-Transmitted Helminths (STH). Helminths (worms) which are transmitted through soil contaminated with faecal matter are called soil-transmitted helminths (Intestinal parasitic worms). Roundworm (*Ascaris lumbricoides*), whipworm (*Trichuris trichiura*) and hookworms (*Necator americanus* and *Ancylostoma duodenale*) are worms that infect people. <sup>(1)</sup>

**Keywords:** NDD, Helminthiasis, Homoeopathy, Deworming.

## Introduction

Helminthiasis : It is a disease in which part of the body is infested with worms such as Round worm, Pin worm, Tape worm.<sup>(2)</sup>

**Ascariasis:** It is a disease caused by the largest Parasitic roundworm i.e. *Ascaris lumbricoides*. Upto 10% of the population of the developing world is infected with intestinal worms, A large percentage which is caused by *Ascaris*. Worldwide, severe Ascariasis infections cause approximately 60,000 deaths per year mainly in children. NDD round is conducted biannual in india on February & August months, it is recommended in the states where there is prevalence rate of STH infection is more than 20%, Only two states in india have less than 20% of prevalence of STH infection are Rajasthan & Madhya Pradesh.<sup>(3)</sup>

**Round worm infestation:** is very common disorder among children, it is ranging from 0.6 to 96%.

**Common Age groups:** Children between 1 to 14 years of age.<sup>(4)</sup>

**Mode of infection:** Faeco oral & Cutaneous.

## SIGN & SYMPTOMS:<sup>(5), (6)</sup>

### Due to the migrating larvae:

Larvae in the lungs: *Ascaris* pneumonia (Loeffler's Syndrome), In heavy infection typical symptoms of pneumonia such as fever, cough, dyspnoea may appear, Sputum is often blood tinged may contain *ascaris* larvae, Urticarial rash & Eosinophilia(20%).

### Due to the Adult worms:

- History of passing roundworms.
- Chronic indigestion.
- Malnutrition & Stunted physical growth.
- GIT: Abdominal pain, Nausea, Vomiting, Loss of Appetite, Peri anal itch.
- Grinding of Teeth, increase in Salivation.
- Respiratory system: Wheezing, Cough, dyspnea, mild Haemoptysis.
- Fever & sometimes seizures may present.
- Anemia.

## INVESTIGATION:

- Finding of eggs in stool, X-ray.
- CBC: IgE Increase & Eosinophilia (20%), Tape test.

## IMPORTANT HOMOEOPATHIC REMEDIES:<sup>(7)(8)(9)(10)</sup>

H : HYOSCYMUS NIGER, HELMINTHOCHORTOS

E : EMBELIA RIBES, EUCALYPTUS GLOBULUS

L : LYCOPODIUM

M : MAGNESIUM CARBONICUM

I : INDIUM METALLICUM

N : NUX VOMICA, NATRUM MURIATICUM, NAPHTHALINUM

T : THUJA  
H : HEDERA HELIX  
A : ACONITE, ARGENTUM NITRICUM  
S : SULPHUR, SANTONIN  
C : CINA, CALCAREA CARBONICA, CHAMOMILLA  
A : ARSENICUM ALBUM, ALUMINA  
R : RHUS TOXICODENDRON, RATANHIA  
I : IGNATIA  
A : ANTIMONIUM TARTARICUM  
S : SQUILLA  
I : IODUM  
S : SILICEA

### Why Only Homoeopathic treatment for worms?

*Samuel Hahnemann writes in Organon of Medicine,*

*There is a semblance of necessity in the expulsion by purgatives of worms, In so called vermicular diseases. But even this semblance is false.*

*A few lumbric; may found in some children; in many there exist ascarides. But the presence of there is always dependent on a General taint of the constitution (the psoric), joined to an unhealthy mode of living.*

*“Let the latter be improved, and the former cured homoeopathically, which is most easily affected at this age, and none of the worms remain, and children cured in this manner are never troubled with more; whereas after mere purgatives, even when combined with cina seeds, they soon reappear in quantities.”*

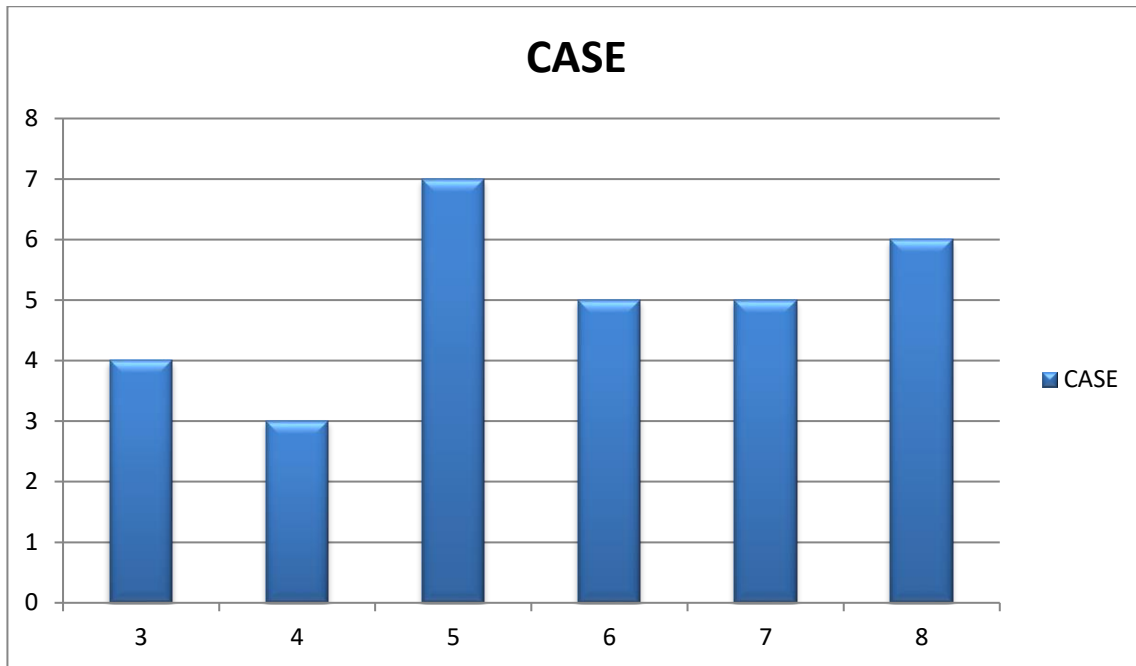
Our Homoeopathic medicines will not only eradicate worm but also helps to improve overall Health condition of the individual. With correct constitutional Homoeopathic treatment there is very less chance of Re-occurrence of worms. So, With appropriate Homoeopathic medicines, we are improving the overall health, so ultimately “OUR HEALTHY BABY.”<sup>(11)</sup>

### OBSERVATION & RESULTS

Study of 30 cases of Ascariasis Lumbricoides presented here in tabular form.

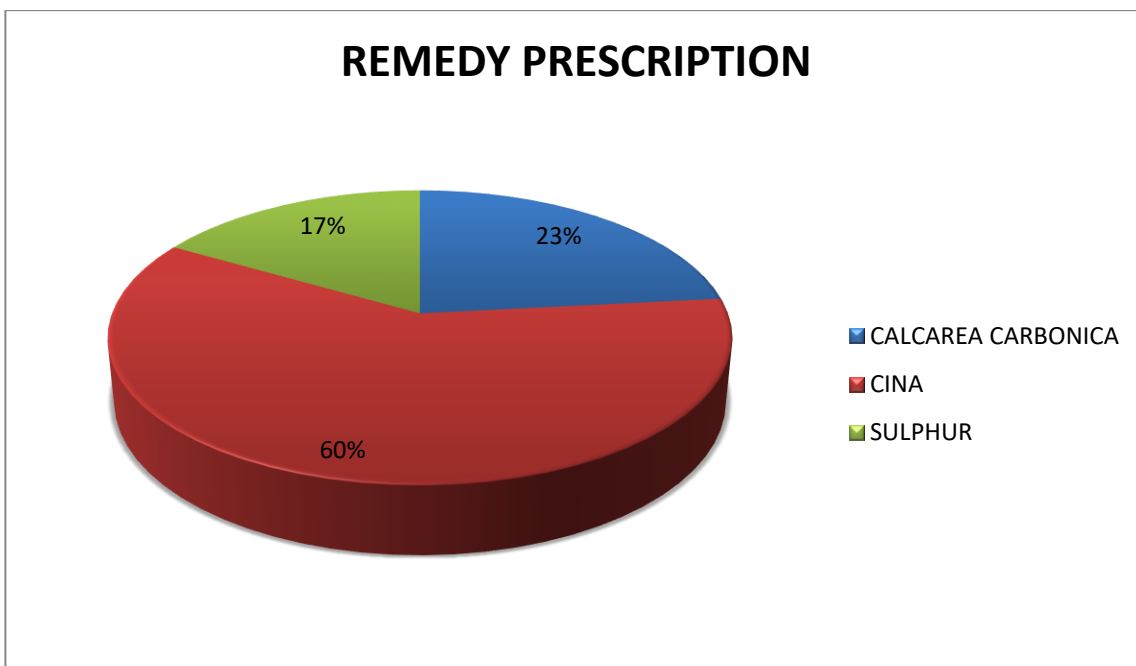
#### AGE WISE DISTRIBUTION

AGE IN YEARS	NUMBER OF CASES
3	4
4	3
5	7
6	5
7	5
8	6



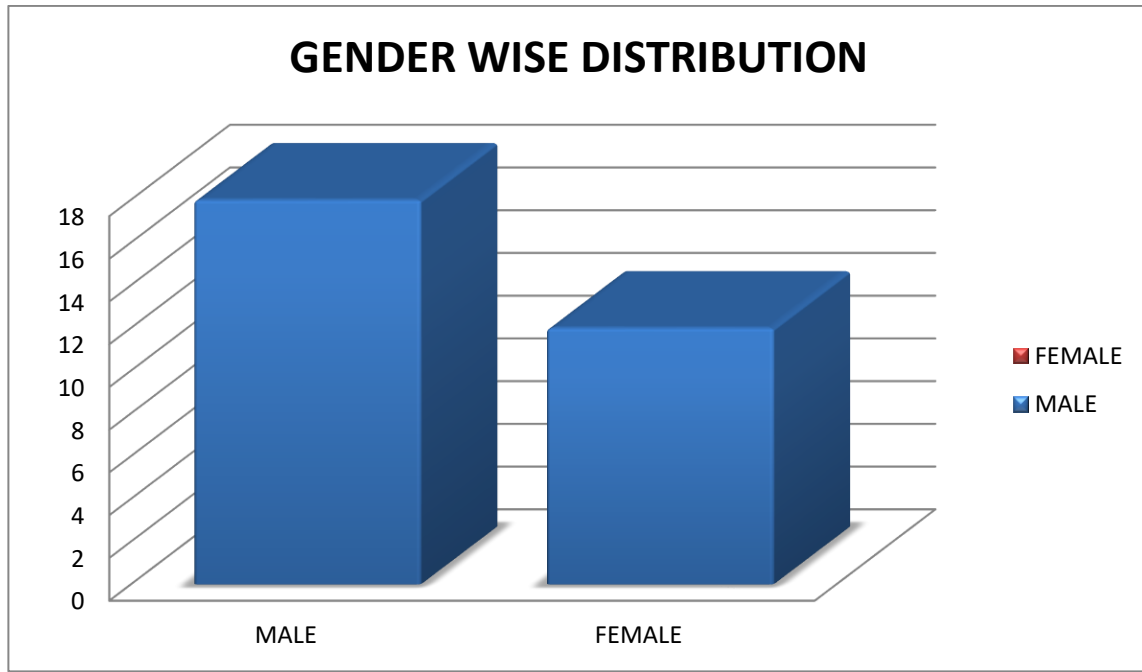
### REMEDY PRESCRIPTION

REMEDY	NUMBER OF CASES	PERCENTAGE
CALCAREA CARBONICA	7	23.33%
CINA	18	60%
SULPHUR	5	16.66%



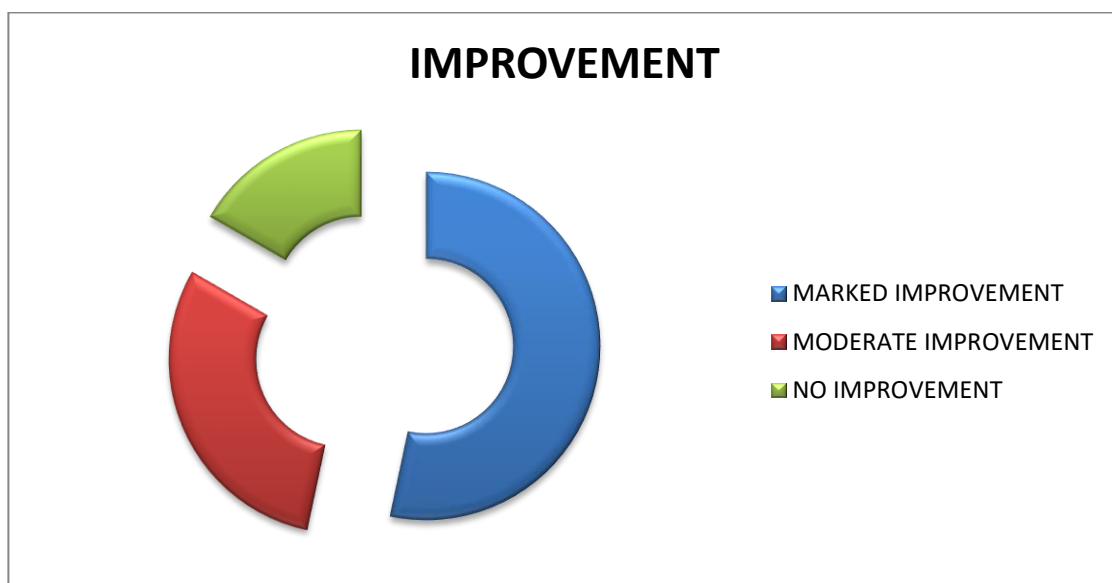
**GENDER WISE DISTRIBUTION**

TOTAL NUMBER OF CASES	MALE	FEMALE
30	18	12



**DISTRIBUTION ACCORDING TO IMPROVEMENT**

TOTAL NO OF CAS-ES	MARKED IMPROVE-MENT	MODERATE IM-PROVEMENT	NO IMPROVEMENT
30	16	9	5



Here, we have studied the Effectiveness of Calcarea carbonica, Cina & Sulphur in cases of Ascaris lumbricoid worm in children. In this study 30 different cases of different Age groups & Gender for were selected for clinical trial.

### **Acknowledgement**

I would like to thank Principal of Rajkot Homoeopathic medical college Dr. Hitarth Mehta for motivation & support, also my group colleagues who are involved in the whole Pilot study on worms.

### **References**

1. Homoeopathy for mother & child health care. Central Council for Research in Homoeopathy;
2. Davidson S. Davidson's Principles & Practice of Medicine. 22nd ed. ELSEVIER;
3. National Health Mission [Internet]. Available from: [https://www.nhp.gov.in/national-deworming-day\\_pg](https://www.nhp.gov.in/national-deworming-day_pg)
4. Campbell AGM, McIntosh N, editors. FORFAR & ARNEIL'S Textbook of Pediatrics. 5th ed. Churchill Livingstone;
5. Chatterjee KD. Parasitology (Protozoology & Helminthology). 13th ed. CBS Publishers & Distributors Pvt Ltd;
6. Kasper D, Fauci A, Hauser S, Longo D, Jameson L, Loscalzo J, editors. HARRISON'S PRINCIPLES OF INTERNAL MEDICINE. 20th ed. McGraw-Hill Education Books;
7. Kent JT. Repertory of Homoeopathic Materia Medica. 6th Americ. B.Jain Large Print; 2007.
8. Patil JD. Group study in Homoeopathic Materia medica with Quick review flow charts. B.Jain Publishers (P) Ltd.;
9. Clarke JH. A Dictionary of Pratical Materia Medica. B.Jain Publishers (P) Ltd.;
10. Boger CM. A Synoptic Key of the Materia Medica. Indian Books & Periodical Publisher;
11. Hahnemann S. The Chronic Diseases: Their Peculiar Nature and Their Homoeopathic Cure [Internet]. 1828. 269 p. Available from: <http://books.google.com/books?id=324BckRTCJgC&pgis=1>