

Importance of Heat Treat Process in Rotating Components and How It Controls Part Failure

Sakthivel Rasu

Dreams.rsakthi@gmail.com

Abstract

The heat treatment is essential in manufacturing rotating components like shafts, gears, and bearings. This process enhances material properties such as hardness, toughness, and wear resistance, making parts more reliable in high-stress environments. The proper heat treatment eliminates most failure modes by addressing common failure modes such as fatigue, corrosion, and wear.

This paper discusses the importance of heat treatment to rotational parts and how its effective control reduces failure, prolonging mechanical systems' life span.

Keywords: Heat treatment, Rotating components, Shafts, Gears, Bearings, Part failure, Fatigue resistance, Wear resistance, Metallurgical properties.

Key Points

1. Importance of Heat Treatment

Heat treatment plays a very important role in the manufacture of rotating members such as shafts, gears, and bearings. Such treatment increases the strength, hardness, and resistance of these parts to fatigue, thus allowing them to work with great reliability under strenuous conditions. Reducing the possibilities of failure after heat treatment ensures that mechanical systems work more effectively and, because of this, can last longer.

2. Mechanical Challenges

Rotating components face several problems that may dent their performance. Fatigue failure results from repeated stress, which causes minute cracks. Wear and tear occur because of friction, which causes surface degeneration. Corrosion, caused by moisture and chemicals, weakens the material. Besides, poor lubrication can cause surface deterioration, and hence, all these challenges need to be overcome.

3. Heat Treatment Processes

These rotating elements are treated with different heat treatment processes to improve their properties. Annealing softens the metal and relieves the stresses developed within it. The metal is quenched by rapidly cooling it to harden it. It is then tempered, wherein a reheating process reduces brittleness and balances hardness and toughness. The case hardening method makes it strong on the surface while keeping its core flexible. Nitriding is done by adding nitrogen to reach higher hardness, providing resistance against corrosion.

4. Effects of Heat Treatment

The heat treatment has a few advantages for the rotating component. First, the rotating component increases fatigue resistance while crack formation and growth within the material decrease. It improves wear resistance; therefore, it prolongs parts under friction. Other complementary processes include

nitriding, which improves corrosion resistance, hence making components long-lasting under harsh conditions. Annealing controls internal stresses and helps avoid failures.

5. Case Studies

Real-world examples illustrate the benefits of heat treatment. In the automotive industry, improved heat treatment on shafts reduced fatigue failures. Heavy machinery reduced gear breakdowns after modifying its heat-treating practices. Wind turbine manufacturers reported better performance and fewer bearing failures after nitriding.

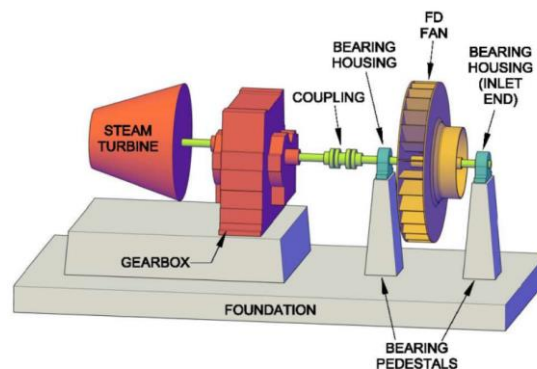
1. INTRODUCTION

The most important parts of mechanical systems include rotational parts such as shafts, gears, and bearings. These parts are subjected to very high levels of stress due to torsional forces, bending, and shear stresses. Their reliability is essential for the machinery's function. Heat treatment is one principal way of improving their durability and reducing their failure.

Heat treatment is a powerful method for altering the internal structure of a material, thereby enhancing its mechanical properties. This process can significantly improve the material's strength, toughness, hardness, fatigue, and yield strength.

Most of the discussion in this paper is based on the importance of heat treatment to rotating parts and how it can amicably remove part failures. We are going to pay special attention to how the heat treatment method addresses the failure mechanisms in rotating parts.

2. MECHANICAL CHALLENGES IN ROTATING COMPONENTS



Rotating parts or components, like shafts, gears, and bearings, form the backbone of most mechanical systems; however, they are susceptible to many types of mechanical problems, which often result in gross failures and system collapse. Knowing these issues is critical to creating robust component designs and scheduling effective maintenance.

Other common mechanical issues which endemic include:

A. Fatigue Failure

One of the most important issues related to rotating components is fatigue failure, which is caused in large part by repeated cyclic loading. Fluctuating cycles develop different kinds of forces, which may lead to microcrack development at points of stress concentration in these components due to continuous stress applications.

Over time, these microcracks could propagate and lead to catastrophic failures when they are least expected, causing full component failure. In shafts, for instance, fatigue cracks often originate in areas where slight geometric changes or surface imperfections occur.

To prevent this mode of failure, it's crucial for a manufacturer to employ preventive techniques such as heat treatment. This method enhances the materials' resistance to fatigue through microstructural refinement and increases hardness.

B. Wear and Tear

Wear and tear are part of the functioning of rotating components, whereby friction and contact between the moving parts continuously cause wear. Bearings and gears easily suffer from this, which may also be due to several factors like abrasive particles, insufficient lubrication, and long-term operation under heavy loads.

During this wear of the surfaces, changes in dimensions, reduction in operational efficiency, noise, and vibration may occur. Surface pitting or scoring may cause severe failures, with concomitant losses of system integrity and performance.

Regular maintenance, including lubrication and surface treatment processes like case hardening, plays a significant role in minimizing wear in rotating components. By adhering to these practices, the lifespan and performance of the components can be significantly extended.

C. Corrosion

Corrosion is a significant threat to the life and reliability of the rotating parts in moist, chemical, and high-temperature environments. The attack of corrosive agents on the component surface results in rust or any form of deterioration that reduces material strength.

For example, bearings applied in marine applications are not just susceptible, but highly vulnerable to corrosion due to the immediate contact with saltwater.

The effects of corrosion can be insidious but devastating suddenly. Manufacturers often try to counteract them in design by applying protective coatings or choosing materials that resist corrosion.

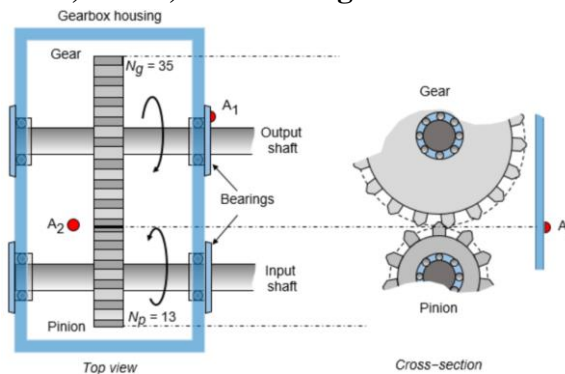
D. Surface Degradation

Surface integrity in rotating parts is very important to achieving good wear resistance performance. Surface deterioration may be caused by inappropriate lubrication conditions, abrasive wear, and micro-cracking. Inappropriate lubrication may cause increased friction and temperature, which can accelerate wear and be severe enough to put the surface in a melting stage, causing deformation.

Moreover, micro-cracks may appear under cyclic loading or due to manufacturing defects, which will reduce the resistance of the component's structural integrity.

Advanced surface treatments include nitriding and shot peening, which enhances surface properties and improves resistance to degradation for an extended service life of components.

E. Failure Mechanisms in Shafts, Gears, and Bearings



Axial and radial forces in shafts can lead to both fatigue and bending failures. However, it's the stress concentrations in gears that are the primary cause of wear, surface pitting, and tooth fracture. Bearings,

on the other hand, are commonly affected by spalling, overheating, and inadequate lubrication. Controlling these few failure mechanisms is thereby key to extending the life span of mechanical systems.

3. HEAT TREATMENT PROCESS OVERVIEW

Heat treatment is a technique used to heat and cool metals under controlled conditions to affect changes in the internal structure. The most important goals are to enhance toughness, hardness, and resistance to wear.

The mechanical manufacturing of components employs several heat treatment processes, including:

Process	Mechanism	Key Benefits
Annealing	Softens metal and relieves stress	Improves ductility
Quenching	Rapid cooling for hardening	Increases wear resistance
Tempering	Reheating quenched metal	Balances hardness and toughness
Case Hardening	Hardens surface	Enhances wear resistance
Nitriding	Nitrogen diffusion into surface	Improves hardness and corrosion resistance

A. Annealing

Annealing relieves internal stresses and makes the metal softer, hence more ductile. This may be a necessary preparatory step if the components are to be subjected to further machining or forming.

B. Quenching

Quenching rapidly heats the metal and cools it into water or oil. This in turn hardens the material into martensite which is a very hard and brittle structure that increases resistance to wear.

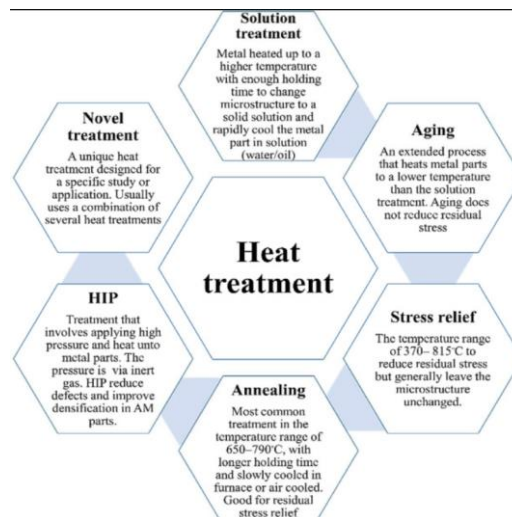
C. Tempering

Tempering after quenching is used to reduce brittleness. The work is reheated to a lower temperature and cooled; this treatment yields a compromise between hardness and toughness.

D. Case Hardening

Methods such as carburizing or nitriding can harden the surface of a component while leaving the core material ductile. This is quite useful in gears and bearings, where surface wear is much of a problem.

4. HEAT TREATMENT'S IMPACT ON REDUCING PART FAILURE



A. Improving Fatigue Resistance

Shafts are mainly subjected to Fatigue, which is one of the other causes of failure in rotational parts. Cyclic loadings in Fatigue cause microscopic cracks that grow with time until the material ultimately fails.

The effectiveness of heat treatment in enhancing resistance to Fatigue cannot be overstated. Operations such as tempering and hardening by quenching significantly improve the material's properties, making it tougher and more resistant. Induction hardening, in particular, provides a hardened surface that greatly reduces the risk of crack initiation.

B. Enhancing Wear Resistance

Heat treatment considerably increases a rotating member's wear resistance. For instance, in gears and bearings under constant sliding contact, case hardening treatments like carburizing or nitriding are used, which give a tough surface with a rigid core for strength.

Surface deterioration is reduced, and life is thereby prolonged. Hardness is the most critical factor in preventing wear, and heat treatment imparts greater surface hardness to the part, which makes it resistant to abrasion.

C. Preventing Corrosion

Specific heat treatment processes can even render a material resistant to corrosion; nitriding produces a hard, wear-resistant surface with better corrosion resistance.

Thus, it prolongs the rotating parts' life under corrosive conditions. This is important for bearings and shafts running under moist, chemical, or extreme temperatures.

D. Controlling Residual Stresses

Residual stresses are locked in a material after it has been manufactured. Such residual stresses can cause premature failure and are undesirable in shafts and gears under cyclic loading.

Annealing relieves internal stresses, which enhances performance and reduces the risk of failure due to stress concentrations.

5. CASE STUDIES

Case Study 1: Shafts in Automotive Applications

In an automotive drivetrain system, the shaft is one of the most important subcomponents through which power is transmitted from the engine to the wheels. One of the major car manufacturers has been experiencing repeated fatigue failure in their shafts due to high cyclic loading.

With proper heat treatment following appropriate quenching and tempering procedures, the shafts considerably improved in fatigue life, as reflected by more than a 50% reduction in failure rates.

Case Study 2: Gears in Heavy Machinery

A transmission system operating company for heavy machinery frequently encountered gear tooth fractures. The company reviewed its heat treatment practice for carburizing, which gave them a hard, wear-resistant surface.

They found up to a 40% increase in gear life, along with fewer field breakdowns, with this change.

Case Study 3: Bearings in Wind Turbines

The operating conditions for wind turbine bearings are extremely harsh, with high loads being transmitted under very corrosive environmental conditions. A turbine manufacturer reported some bearing premature failures through surface wear and corrosion.

The company could enhance its bearing corrosion resistance and surface hardness by nitriding process.

This approach reduced the bearings failure rates by 30%.

6. CONCLUSION

The heat treatment process plays a vital role in increasing the durability and performance of the rotating elements, gears, and bearings by manipulating the material's internal structure and surface properties. This ensures that failure due to fatigue, wear, and corrosion is minimal. Applying proper heat treatment techniques, such as quenching, tempering, and case hardening, guarantees compliance with the very high stresses in these components imposed by today's mechanical systems.

Heat treatment improves mechanical properties, prolonging the component lifecycle and reducing maintenance costs; it also generally improves system reliability.

The heat treatment process is indispensable for attaining long-lasting, failure-resistant components in industries needing high-performance rotating parts, such as automotive, heavy machinery, and energy sectors.

References

1. J. D. Verhoeven, Steel Metallurgy for the Non-Metallurgist, ASM International, 2007.
2. H. E. Boyer, Practical Heat Treating, ASM International, 1995.
3. G. Krauss, Steels: Processing, Structure, and Performance, 2nd ed., ASM International, 2015.
4. P. C. Sharma, A Textbook of Production Engineering, S. Chand Publishing, 2007.
5. H. Bhadeshia, Metallic Materials: Physical and Mechanical Properties, Butterworth-Heinemann, 2011.
6. D. R. Askeland and P. P. Phule, The Science and Engineering of Materials, Cengage Learning, 2010.