

# Wireless Sensor Networks Empowered by Iot for Air Quality Monitoring

**Dr. Lubna Kauser<sup>1</sup>, Syed Gouse Mohiuddin Quadri<sup>2</sup>,  
Syed Sufiyanuddin<sup>3</sup>, Syed Hyder Ali<sup>4</sup>, Shamshuddin<sup>5</sup>**

<sup>1</sup>Assistant Professor, Department of Computer Science and Engineering, Khaja Bandanawaz University  
<sup>2,3,4,5</sup>Student, Department of Computer Science and Engineering, Khaja Bandanawaz University

## Abstract

This is a thorough method of monitoring air quality by integrating the Internet of Things (IoT) with Wireless Sensor Networks (WSNs). This approach seeks to improve air quality evaluations' accuracy and efficiency by utilizing the interconnectedness of IoT devices. The integration of WSNs, Internet of Things capabilities, and sophisticated filtering methods in this project helps to build reliable systems for monitoring air quality in real-time, which is essential for managing public health and environmental sustainability.

**Keywords:** Bread Board, WSNs, Arduino IDE, MQ-135, DHT11, ESP8266, ThingSpeak.

## 1. INTRODUCTION


We are pleased to present our cutting edge Air Quality Monitoring System, a ground-breaking solution created to meet the pressing need for clean, healthy air in the modern world. Our system delivers unmatched accuracy and dependability in monitoring air quality metrics, which is important given the growing concerns about air pollution and its effects on health. It offers real-time information on major pollutants such particulate matter, volatile organic compounds (VOCs), nitrogen dioxide, ozone, carbon monoxide, and sulfur dioxide by utilizing state-of-the-art sensors and sophisticated data analytics. The intuitive interface of our system facilitates effortless navigation and data interpretation, enabling users to make well-informed decisions on the management of air quality. Personalized warnings and notifications guarantee prompt reactions to variations in air quality, facilitating preemptive actions to reduce pollution and safeguard public health.

## 2. REQUIREMENTS

### 1. Hardware Components

#### 1.1 ESP8266

Espressif Systems is the developer of the well-liked and potent Wi-Fi microcontroller known as the ESP8266. A popular choice for Internet of Things (IoT) applications, the ESP8266 is well-known for its low power consumption, adaptability, and affordability. Because of its integrated TCP/IP stack, compatibility with numerous programming languages, and ability to work with a wide range of sensors and actuators, it is a popular among developers for building networked devices and intelligent systems.



**Fig 1: ESP8266**

### 1.2 MQ-135135


A popular gas sensor module for determining the quality of the air indoors is the MQ-135. It is susceptible to many gasses, such as carbon dioxide, alcohol, smoke, benzene, ammonia, and so forth. The sensor is helpful for applications like gas leak detection, environmental monitoring, and air quality monitoring systems since it works on the basis of resistance change in response to the presence of these gases. The MQ-135 sensor is a popular option for do-it-yourself projects and prototyping in the fields of pollution control and air quality monitoring since it is inexpensive, simple to use, and compatible with microcontrollers like Arduino.



**Fig 2: MQ-135**

### 1.3 DHT11


A popular digital temperature and humidity sensor module is the DHT11. It has a thermistor for measuring temperature and a capacitive humidity sensor. The sensor uses a single-wire digital interface for communication, and it can measure temperature between 0°C and 50°C with an accuracy of  $\pm 2^\circ\text{C}$  and humidity between 20% and 80% with an accuracy of  $\pm 5\%$ . Because of its portability, affordability, and ease of use, the DHT11 is well-liked for a wide range of applications, including environmental monitoring, HVAC systems, weather stations, and home automation initiatives. Because of its compatibility with well-known microcontrollers like Arduino and ESP8266, electronics projects can easily incorporate it. The DHT11 is a popular indoor temperature and humidity sensor because of its user-friendly interface and dependable performance.



**Fig 3: DHT11**

### 1.4 Raindrop Sensor


An electronic device used to detect the presence of rain or moisture is called a raindrop sensor, sometimes referred to as a rain sensor or rain detector. Usually, it is made up of a number of water-sensitive electrodes or a sensor board with conductive traces. The sensor's circuitry detects a change in conductivity or resistance brought on by moisture or raindrops coming into contact with the device. Raindrop sensors are widely utilized in smart home applications, automated irrigation systems, and weather monitoring systems. They can initiate functions like turning on car wipers, shutting windows or awnings, or alerting people when it's going to rain.



**Fig 4 Raindrop Sensor**

### 1.5 Bread Board

One essential tool for circuit design and electronics prototyping is a breadboard. It is made up of a plastic board with a grid of holes drilled into it so that electronic parts can be connected and inserted without soldering. Typically, the holes are placed in rows and columns, and electrical connections are made by conductive metal strips that run underneath the board.



**Fig 5: Bread Board**

### 1.6 Buzzer

A buzzer is an electronic device that produces sound by vibrating a diaphragm or membrane. It's commonly used in electronic circuits and systems to generate audible alerts, notifications, or alarms.

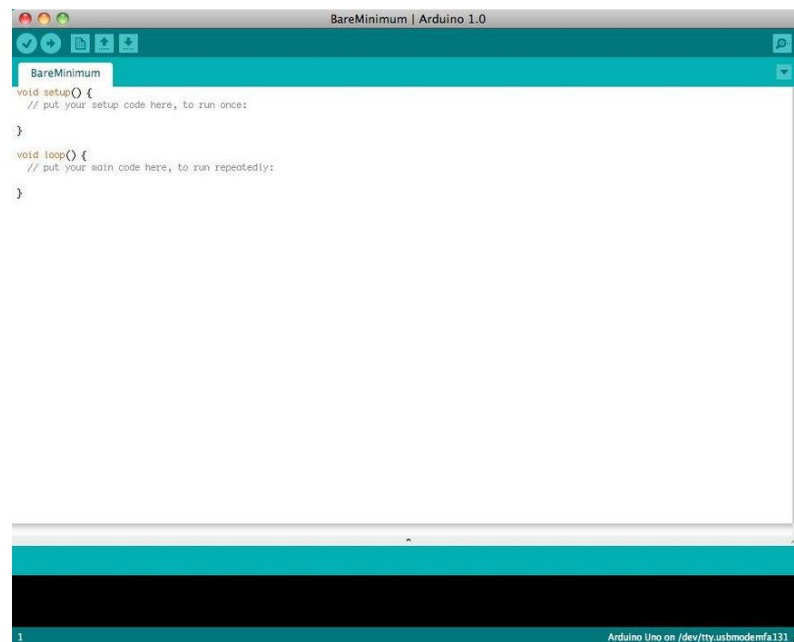


**Fig 6: Buzzer**

## 2. Software Components

### 2.1 Arduino IDE

The Arduino Integrated Development Environment (IDE) is a software platform used for programming Arduino microcontrollers. It provides a user-friendly interface for writing, compiling, and uploading code to Arduino boards.



**Fig 7: Arduino IDE**

### 2.2 ThingSpeak

ThingSpeak is an Internet of Things (IoT) platform and open API that allows users to collect, analyze, and visualize data from IoT devices or sensors in real-time. It's commonly used for monitoring and managing IoT projects, remote sensing applications, and data logging.



**Fig 8: ThingSpeak**

### 3. SYSTEM DESIGN

#### System Architecture

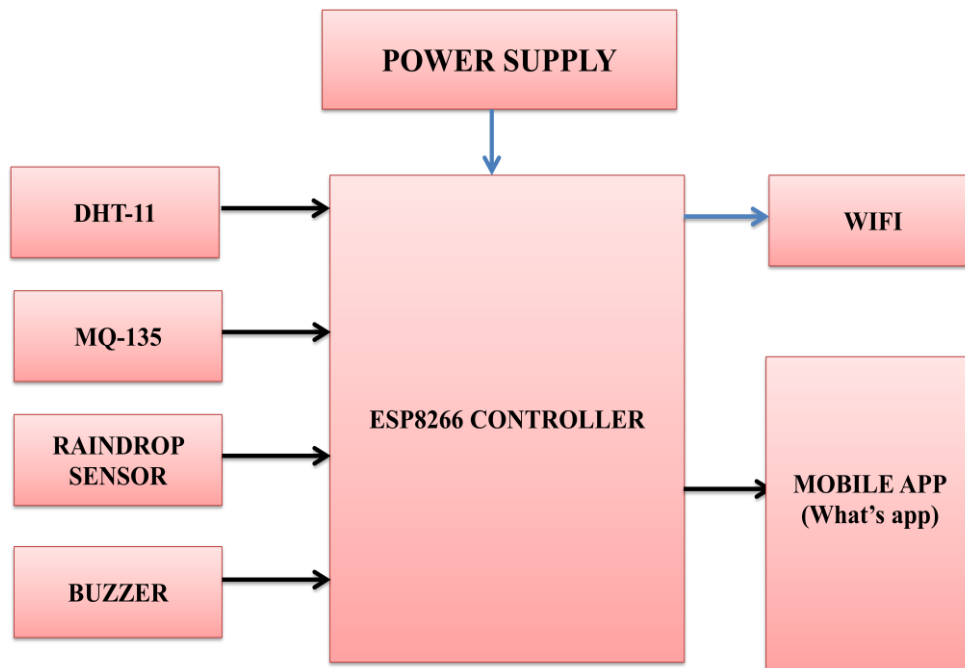


Fig 9: System Architecture

### 4. IMPLEMENTATION

The Project Is Divided Into Two Main Modules:

- Software
- Hardware

**Software components:** This module uses **Audrino IDE** to write code and employs **ThingSpeak** to visualize data.

**Arduino IDE:** Write the code here that reads data from sensors, processes it for improved accuracy, and controls the system's behavior based on air quality readings. It can easily integrate sensors such as the MQ-135 gas sensor for detecting pollutants. The DHT11 sensors can be used to measure temperature and humidity, the different range of normal temperatures on different types of land can be customized, providing additional environmental data. It includes

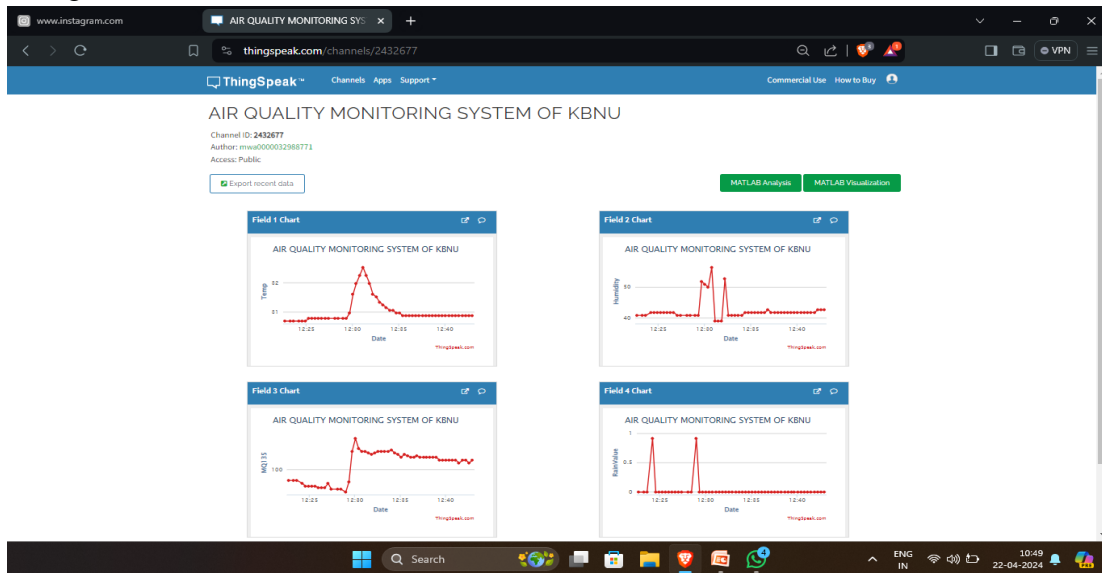
1. Programming Microcontrollers.
2. Sensor Integration
3. Customization and Scalability

**ThingSpeak:** ThingSpeak can act as a central repository for collecting data from various sensors deployed in different locations. It provides APIs that allow the Arduino or ESP8266 boards to send sensor readings such as air quality parameters to the cloud. It enables real-time monitoring of air quality data through customizable charts, graphs, and gauges. Users can access the data from anywhere with an internet connection, making it convenient for remote monitoring and analysis. It also supports triggers and alerts based on predefined conditions. For example, users can set up alerts to notify them via email or SMS when air quality parameters exceed safe thresholds, enabling prompt actions to mitigate pollution or health risks. ThingSpeak stores historical data, allowing users to analyze trends, patterns,




and correlations over time. This is valuable for identifying long-term air quality trends, seasonal variations, and potential sources of pollution. It includes

1. Data Collection
2. Real-Time monitoring
3. Data Storage



**Fig 10: Output from ThingSpeak**

**Hardware components:** This module uses various kinds of sensors to collect data and transfers it to ESP8266 which is connected to Breadboard.



**Fig 11: Hardware components connected**

## 5. CONCLUSIONS

In conclusion, in the modern world when health and environmental awareness are of utmost importance, an air quality monitoring system is a vital tool. Through the use of cutting-edge sensors, instantaneous

data processing, and adaptable notification mechanisms, these surveillance systems enable relevant parties to proactively address pollution and enhance the general quality of air. These systems, which may be installed in commercial, industrial, or residential settings, offer extensive monitoring capabilities and precise insights into important air quality metrics including carbon monoxide, particulate matter, and ozone levels. These technologies' intuitive user interfaces and practical insights facilitate informed decision-making, resulting in better communities and healthier surroundings. Air Quality Monitoring Systems remain essential instruments in our joint endeavors towards a safer and more sustainable future as we continue to place a high priority on sustainability and environmental stewardship.

## REFERENCES

1. World Health Organization. Ambient (Outdoor) Air Quality and Health. 2018. Available online: [http://www.who.int/newsroom/factsheets/detail/ambient-\(outdoor\)-air-quality-and-health](http://www.who.int/newsroom/factsheets/detail/ambient-(outdoor)-air-quality-and-health) (accessed on 5 March 2021).
2. Grantz, D.; Garner, J.; Johnson, D. Ecological effects of particulate matter. *Environ. Int.* 2003, 29, 213–239.
3. Zhai, Y.; Liu, X.; Chen, H.; Xu, B.; Zhu, L.; Li, C.; Zeng, G. Source identification and potential ecological risk assessment of heavy metals in PM<sub>2.5</sub> from Changsha. *Sci. Total Environ.* 2014, 493, 109–115.
4. Fuzzi, S.; Baltensperger, U.; Carslaw, K.; Decesari, S.; Denier van der Gon, H.; Facchini, M.C.; Fowler, D.; Koren, I.; Langford, B.; Lohmann, U.; et al. Particulate matter, air quality and climate: Lessons learned and future needs. *Atmos. Chem. Phys.* 2015, 15, 8217–8299.
5. Pienkosz, B.D.; Saari, R.K.; Monier, E.; Garcia-Menendez, F. Natural Variability in Projections of Climate Change Impacts on Fine Particulate Matter Pollution. *Earth's Future* 2019, 7, 762–770.
6. Clements, A.L.; Griswold, W.G.; Rs, A.; Johnston, J.E.; Herting, M.M.; Thorson, J.; Collier-Oxandale, A.; Hannigan, M. Low-Cost Air Quality Monitoring Tools: From Research to Practice (A Workshop Summary). *Sensors* 2017, 17, 2478.