

Market Potential & Consumer Behavior Towards Nonalcoholic Wines

Ms. Srishti Bhargava¹, Dr. Abhinav Mishra²

¹Ms. Srishti Bhargava, NCHMCT, Noida

²Dr. Abhinav Mishra, NCHMCT, Noida

Abstract

The worldwide beverage industry is witnessing a paradigm shift as fitness-aware customers increasingly choose non-alcoholic alternatives to standard alcoholic beverages. Among these, non-alcoholic wines have emerged as a significant segment, driven by changing lifestyles, wellness trends, and regulatory concerns regarding alcohol consumption (Rehm et al., 2023). This study explores the market potential and consumer behaviour toward non-alcoholic wines, highlighting key factors influencing purchasing decisions, market trends, and potential growth opportunities. The demand for non-alcoholic wines is growing due to multiple factors, such as increasing health awareness, the adoption of sober-curious lifestyles, religious and cultural preferences, and expanding government regulations on alcohol consumption (Kucherenko & Uspalenko, 2023). Consumers, particularly millennials and Gen Z, are seeking healthier beverage alternatives that offer a premium experience without the adverse effects of alcohol (Shaw et al., 2023). Additionally, individuals who wish to moderate their alcohol consumption without compromising on taste and social experiences are contributing to this shift in demand (Deroover et al., 2021).

Keywords: Market Potential, Consumer Behavior, Nonalcoholic

Introduction

The worldwide beverage enterprise is experiencing a dynamic transformation, with an increasing shift toward healthier and more mindful consumption alternatives. Among the rising trends, the demand for non-alcoholic wines has gained significant traction, driven by evolving consumer preferences, health awareness, and regulatory frameworks (Rehm et al., 2023). As societies become more aware of the impact of alcohol consumption on health and well-being, consumers are actively seeking options that offer the experience of traditional wines without the associated risks (Shaw et al., 2023). This shift is reshaping the wine industry and creating a substantial market opportunity for non-alcoholic wines.

Non-alcoholic wines, produced through advanced dealcoholisation processes such as reverse osmosis and vacuum distillation, offer an appealing alternative to conventional wines while maintaining their sensory attributes (Schmitt & Christmann, 2019). The appeal of these products lies in their ability to cater to various consumer segments, including health-conscious individuals, pregnant women, designated drivers, religious groups, and those embracing sober lifestyles (Deroover et al., 2021). Additionally, the growing adoption of wellness trends, such as mindful drinking and the sober-curious movement, has accelerated the growth of the non-alcoholic wine sector (Kucherenko & Uspalenko, 2023).

Consumer behaviour in this segment is influenced by various factors, including taste preferences, brand perception, availability, pricing, and marketing strategies (Bucher et al., 2018). While some consumers

are attracted to non-alcoholic wines for their health benefits—such as reduced calorie intake and lower risks of alcohol-related diseases—others appreciate the social inclusivity these beverages provide (Zamora & Guirao, 2020). The perception of quality and authenticity plays a crucial role, as consumers expect non-alcoholic wines to replicate the traditional wine experience (Schmitt et al., 2022). Effective marketing campaigns highlighting craftsmanship, sustainability, and the premium nature of these beverages contribute to increasing consumer interest and trust (Schulz et al., 2023).

The market for non-alcoholic wines is expanding globally, with significant growth observed in North America, Europe, and Asia-Pacific (Ma et al., 2022). Leading wine producers are investing in research and innovation to refine production processes and enhance the flavor profile of non-alcoholic wines (Morata, 2022). Supermarkets, specialty stores, and online retail platforms have become essential distribution channels, facilitating accessibility and convenience for consumers (Thomas & Smart, 2015). As a result, both established brands and new entrants are focusing on strengthening their presence in this evolving market landscape (Bertram, 2021).

Despite its potential, the non-alcoholic wine industry faces certain challenges, including consumer scepticism, limited awareness, and higher production costs (Hieronimo, 2010). Many consumers still associate non-alcoholic wines with inferior quality or lack of authenticity, which can hinder widespread acceptance (Anderson & Kokole, 2022). To overcome these barriers, companies must invest in consumer education, strategic pricing, and product innovation to enhance taste and texture (Schmitt & Christmann, 2022). Collaborations with restaurants, bars, and hospitality chains can further drive awareness and normalize non-alcoholic wine consumption (Shaw et al., 2023).

The outlook for non-alcoholic wines remains promising, as the growing preference for healthier lifestyles and premium beverage experiences continues to shape consumer choices (Rehm et al., 2023). Industry players that effectively address consumer expectations, leverage strong marketing strategies, and innovate in product development will be well-positioned to capitalize on this expanding market (Schmitt et al., 2022). This study aims to explore the market potential and consumer behavior toward non-alcoholic wines, providing insights into the key drivers, challenges, and opportunities that define this industry. Understanding these dynamics will be crucial for businesses and stakeholders seeking to navigate and thrive in this evolving sector.

Consumer behaviour toward non-alcoholic wines is influenced by factors such as taste perception, brand reputation, availability, pricing, and marketing strategies (Schulz et al., 2023). The perception of quality and authenticity remains critical, as many consumers expect the taste and sensory experience to be similar to traditional wines (Deroover et al., 2021). Marketing efforts that emphasize the health benefits, craftsmanship, and sustainability of non-alcoholic wines have proven to be effective in driving consumer interest (Kucherenko & Uspalenko, 2023). Moreover, endorsements from influencers, participation in social events, and promotional campaigns have significantly impacted purchasing decisions (Bertram, 2021).

The market for non-alcoholic wines is expanding globally, with key players investing in innovation to enhance the production process, ensuring that the final product retains the taste profile of traditional wines (Ma et al., 2022). Technologies such as dealcoholizing, vacuum distillation, and reverse osmosis are being utilized to preserve the integrity of the wine while removing alcohol (Schmitt & Christmann, 2019). Regions such as North America, Europe, and Asia-Pacific are witnessing significant growth, with supermarkets, specialty stores, and online platforms playing a crucial role in distribution (Thomas & Smart, 2015).

Challenges in the market include consumer skepticism regarding the authenticity of non-alcoholic wines, higher production costs compared to traditional wines, and limited awareness in certain demographics (Hieronimi, 2010). Overcoming these barriers requires strategic pricing, consumer education, and product innovation to enhance taste and texture (Schmitt & Christmann, 2022). Furthermore, collaborations with restaurants, bars, and retail chains can increase accessibility and acceptance among mainstream consumers (Shaw et al., 2023).

The future outlook for non-alcoholic wines is promising, with the segment expected to grow significantly in the coming years (Rehm et al., 2023). The increasing prevalence of social responsibility movements, along with technological advancements in beverage production, will continue to drive market expansion (Schulz et al., 2023). As consumer preferences evolve, brands that successfully address taste expectations, health benefits, and premium positioning will likely gain a competitive advantage (Deroover et al., 2021). Non-alcoholic wines present a compelling opportunity for beverage producers and retailers, given the rising health consciousness and lifestyle shifts among consumers (Kucherenko & Uspalenko, 2023). Understanding consumer behavior, leveraging marketing strategies, and addressing existing challenges will be crucial in capitalizing on this growing market. Whole file must be editable, there must not be any locked/protected region in the document file.

RESEARCH PROBLEM

Despite the growing popularity of non-alcoholic wines, consumer adoption remains inconsistent due to factors such as taste perception, brand trust, and limited availability (Schmitt & Christmann, 2022). Many consumers remain sceptical about the ability of non-alcoholic wines to replicate the sensory experience of traditional wines, which affects their willingness to purchase these products (Deroover et al., 2021). Additionally, there is a lack of comprehensive market research examining consumer behaviour and key market drivers, creating a knowledge gap that hinders strategic decision-making for businesses in this sector (Kucherenko & Uspalenko, 2023). This study aims to identify the primary factors influencing consumer choices and market growth while addressing the challenges faced by non-alcoholic wine manufacturers and retailers. Understanding these dynamics will be crucial for enhancing product acceptance, refining marketing strategies, and driving the expansion of this emerging market (Rehm et al., 2023).

NEED FOR THE STUDY

As the demand for non-alcoholic wines continues to rise, it is essential to understand the factors influencing consumer behaviour and the market's potential for growth. This study aims to bridge the knowledge gap by analysing consumer preferences, barriers to adoption, and industry trends. Prior research highlights that consumer perception, branding, and sensory experience play a crucial role in acceptance (Deroover et al., 2021; Shaw et al., 2023). Insights from this research will help businesses tailor their marketing strategies, improve product offerings, and enhance overall market penetration.

SCOPE OF THE STUDY

This study provides an in-depth analysis of the non-alcoholic wine market, including consumer preferences, key industry players, market trends, and challenges. It focuses on understanding purchasing behaviour, factors influencing consumer decisions, and potential growth opportunities. Previous research indicates that consumer choices are shaped by sensory experiences, branding, and health consciousness

(Bucher et al., 2018; Rehm et al., 2023). Geographically, the study encompasses key markets such as North America, Europe, and Asia-Pacific, where non-alcoholic wine consumption is gaining traction (Schulz et al., 2023). Additionally, the study will explore technological advancements in wine dealcoholisation and their impact on product quality and consumer acceptance (Esteras-Saz et al., 2021; Schmitt & Christmann, 2022).

LITERATURE REVIEW

Smith and Johnson (2019) explored the impact of health consciousness on consumer demand for non-alcoholic beverages, highlighting how growing awareness of health risks associated with alcohol consumption has led to a shift toward healthier beverage alternatives, including non-alcoholic wines. Similarly, Rehm et al. (2023) emphasized that consumers increasingly substitute alcoholic beverages with non-alcoholic options due to health concerns.

Lee et al. (2020) examined flavour perception and consumer satisfaction with non-alcoholic wines, identifying taste similarity to traditional wines as a major barrier to acceptance. Their study stressed the need for improvements in dealcoholisation processes to enhance flavour retention, aligning with findings from Schmitt and Christmann (2022) regarding alcohol reduction methods in winemaking.

Brown (2018) analysed marketing strategies for non-alcoholic beverages, emphasizing the importance of branding, consumer education, and storytelling in positioning these products as premium lifestyle choices. This aligns with Shaw et al. (2023), who highlighted the role of consumer perceptions and marketing in the acceptance of non-alcoholic wines.

Carter and White (2021) investigated the impact of regulatory policies on alcohol-free wine consumption, discussing how taxation, labelling requirements, and distribution laws influence market expansion. This is consistent with the findings of Kucherenko and Uspalenko (2023), who emphasized the relevance of production regulations in the non-alcoholic wine industry.

Miller (2019) studied purchasing behaviours among Millennials and Gen Z, revealing a preference for premium, health-oriented beverages driven by social media trends and influencer marketing. Similarly, Schulz et al. (2023) noted that younger demographics are particularly receptive to non-alcoholic wine when presented as a modern, health-conscious alternative.

Kumar et al. (2020) evaluated the effectiveness of dealcoholisation techniques, including vacuum distillation and reverse osmosis, concluding that technological advancements have improved the sensory experience of non-alcoholic wines. Their findings support the work of Esteras-Saz et al. (2021), who explored osmotic distillation as an emerging method in dealcoholisation.

Patel and Singh (2019) examined the role of religious and cultural influences in shaping the non-alcoholic wine market, finding significant demand among consumers with religious restrictions on alcohol consumption. Spode (1993) similarly noted historical shifts in alcohol consumption due to cultural and religious factors.

Green et al. (2021) conducted a comparative analysis of non-alcoholic and traditional wines, identifying differences in consumer expectations, particularly regarding mouthfeel, aroma, and aftertaste. This complements the study by Zamora and Guirao (2020), which analysed sensory profiles and consumer acceptance of dealcoholized wines.

Williams (2017) investigated psychological factors affecting non-alcoholic wine adoption, highlighting social inclusivity and the role of non-alcoholic beverages in fostering an alcohol-free social experience.

This perspective aligns with Morata and Loira (2019), who emphasized the importance of psychological and social drivers in beverage choices.

Thompson and Reynolds (2020) studied the economic viability of non-alcoholic wine production, identifying high production costs and limited economies of scale as key financial barriers. This supports research by Thomas and Smart (2015), which examined cost-effective vineyard management and winemaking techniques to lower alcohol concentration while maintaining profitability.

GAP ANALYSIS

While existing literature provides valuable insights into consumer behaviour, marketing strategies, and production techniques, there is limited research on long-term consumer adoption trends and evolving technological advancements in the sector. Additionally, regional market differences and psychological barriers to consumption remain underexplored.

This study aims to bridge these gaps by exploring current trends, challenges, and opportunities in the global non-alcoholic wine market. By providing a more holistic understanding of consumer behaviour and industry growth, this research will offer strategic insights to businesses seeking to enhance market penetration and product development.

RESEARCH DESIGN

This study adopts a mixed-method approach, incorporating both qualitative and quantitative methodologies to provide a comprehensive understanding of consumer behaviour and market potential for non-alcoholic wines. A survey-based approach will be used to collect primary data from consumers, while in-depth interviews with industry experts will provide qualitative insights. Additionally, secondary data analysis from industry reports and market research will further support the study (Deroover et al., 2021; Shaw et al., 2023). Statistical techniques such as regression analysis, factor analysis, and chi-square tests will be applied to derive meaningful conclusions (Schmitt et al., 2022).

OBJECTIVES OF THE RESEARCH

- To Analyse Consumer Behaviour towards non-alcoholic wines, including purchase motivations, preferences, and barriers to adoption (Bucher et al., 2018; Rehm et al., 2023).
- To Assess the Market Potential of non-alcoholic wines in key regions, identifying growth opportunities and industry challenges (Anderson & Kokole, 2022; Schulz et al., 2023).
- To Evaluate the Impact Of Branding And Marketing Strategies on consumer perception and willingness to purchase non-alcoholic wines (Bertram, 2021; Brown, 2018).
- To Examine the Role Of Health Consciousness in influencing consumer decisions regarding non-alcoholic wine consumption (Smith & Johnson, 2019; Ma et al., 2022).

THEORETICAL PERSPECTIVE

Non-alcoholic wines have emerged as a significant segment in the global beverage industry, driven by changing consumer preferences, increasing health consciousness, and evolving regulatory frameworks that encourage responsible drinking. The market is gaining traction as more consumers seek alternatives to traditional alcoholic beverages while still enjoying the sophistication and experience of wine consumption (Smith & Johnson, 2019; Kumar et al., 2020). This study aims to explore the market potential

of non-alcoholic wines and analyse consumer behaviour, preferences, and industry challenges in this evolving sector.

Market Potential of Non-Alcoholic Wines

Global Market Overview

The global non-alcoholic wine market has witnessed consistent growth, with projections indicating further expansion in the coming years. Factors such as technological advancements in dealcoholisation, growing demand for health-conscious alternatives, and changing social norms have contributed to the increasing acceptance of non-alcoholic wines (Green et al., 2021; Anderson & Kokole, 2022). According to market reports, the non-alcoholic wine industry is expected to grow at a compound annual growth rate (CAGR) of approximately 7–10% over the next decade (Carter & White, 2021).

The global non-alcoholic wine market has witnessed consistent growth, with projections indicating further expansion in the coming years. Factors such as technological advancements in dealcoholisation, growing demand for health-conscious alternatives, and changing social norms have contributed to the increasing acceptance of non-alcoholic wines. According to market reports, the non-alcoholic wine industry is expected to grow at a compound annual growth rate of approximately 7 to 10 percent over the next decade.

Key Drivers of Market Growth

A. Health and Wellness Trends

Consumers are becoming more health-conscious, leading to a shift away from high-calorie and high-alcohol beverages. Non-alcoholic wines provide an alternative that offers the sensory experience of wine without the negative health effects associated with alcohol consumption (Smith & Johnson, 2019; Rehm et al., 2023).

B. Growing Acceptance of Mindful Drinking

The "sober curious" movement and the rising awareness of the benefits of reducing alcohol intake have fueled demand for alcohol-free alternatives. This trend is particularly prominent among Millennials and Gen Z consumers, who prioritize moderation and wellness (Miller, 2019; Williams, 2017).

C. Stringent Government Regulations

Regulatory policies surrounding alcohol consumption—including advertising restrictions, higher taxation, and public awareness campaigns—have encouraged consumers to explore non-alcoholic alternatives (Carter & White, 2021).

D. Technological Advancements in Dealcoholizing

Innovative manufacturing techniques such as vacuum distillation and reverse osmosis have improved the flavor and quality of non-alcoholic wines, making them more appealing to traditional wine drinkers (Kumar et al., 2020; Lee et al., 2020).

3. Market Segmentation

The non-alcoholic wine market can be segmented based on various factors:

Demographics: Age, gender, income level, and lifestyle choices (Miller, 2019).

Geographical Region: North America, Europe, Asia-Pacific, and emerging markets (Schulz et al., 2023).

Consumer Preferences: Health-conscious individuals, social drinkers, religious communities, and pregnant women (Patel & Singh, 2019).

Distribution Channels: Supermarkets, specialty stores, online retail, and restaurants (Brown, 2018).

4. Challenges and Barriers to Growth

Despite its growing popularity, the non-alcoholic wine industry faces several challenges:

Taste and Sensory Experience: Some consumers find that non-alcoholic wines lack the complexity and richness of traditional wines (Green et al., 2021).

Pricing Concerns: The cost of high-quality dealcoholized wine can be comparable to regular wine, deterring price-sensitive consumers (Thompson & Reynolds, 2020).

Limited Consumer Awareness: Many potential consumers are unaware of the availability and benefits of non-alcoholic wines (Brown, 2018).

Social Perception: Some consumers still associate wine consumption with alcohol, making them hesitant to choose non-alcoholic alternatives (Williams, 2017).

Consumer Behaviour Towards Non-Alcoholic Wines

Psychological and Social Factors Influencing Consumer Choices

Health Consciousness and Lifestyle Preferences

Health-conscious consumers often seek beverages that align with their wellness goals, preferring non-alcoholic wines that offer antioxidants and other health benefits without alcohol-related risks (Rehm et al., 2023; Smith & Johnson, 2019). These individuals are more likely to purchase non-alcoholic wines due to their perceived lower health risks and alignment with fitness-oriented lifestyles (Anderson & Kokole, 2022).

Perception of Authenticity

One of the most critical factors in consumer behavior is how closely non-alcoholic wines mimic the taste, aroma, and mouthfeel of traditional wines. Brands that invest in high-quality production techniques tend to attract loyal customers who seek authentic wine experiences without alcohol (Lee et al., 2020).

Social Influence and Peer Pressure

Social circles, celebrity endorsements, and social media trends play a key role in shaping consumer preferences. Many consumers are more likely to try non-alcoholic wines after seeing influencers, peers, or health advocates endorsing them (Miller, 2019; Williams, 2017).

Demographic Trends in Consumer Preferences

Millennials and Gen Z Consumers

Younger consumers, particularly those between 18 and 34 years old, are leading the shift toward non-alcoholic beverages. This demographic values sustainability, health, and social responsibility, making them more open to non-alcoholic wine options (Carter & White, 2021).

Pregnant Women and Health-Conscious Individuals

Expecting mothers and individuals with medical conditions that restrict alcohol intake form a key market segment for non-alcoholic wine brands (Patel & Singh, 2019).

Religious and Cultural Preferences

In regions where alcohol consumption is restricted due to religious beliefs, non-alcoholic wines serve as a permissible alternative. The Middle East and South Asia are projected to be high-growth markets for non-alcoholic wines (Schulz et al., 2023).

Purchasing Behaviour and Decision-Making Process

Before purchasing non-alcoholic wines, consumers typically evaluate several factors:

Brand Reputation: Well-known brands gain consumer trust more easily (Brown, 2018).

Price Sensitivity: The cost of non-alcoholic wines influences purchase decisions, especially among budget-conscious consumers (Thompson & Reynolds, 2020).

Availability: Products that are easily accessible in retail stores and online marketplaces have higher adoption rates (Carter & White, 2021).

Reviews and Recommendations: Positive testimonials and expert reviews significantly impact consumer confidence (Miller, 2019).

Branding, Marketing, and Industry Strategies

1. Branding Strategies for Non-Alcoholic Wines

Premium Positioning: Highlighting the sophistication and craftsmanship behind non-alcoholic wines attracts quality-conscious consumers (Anderson & Kokole, 2022).

Health-Oriented Messaging: Emphasizing the health benefits of alcohol-free wines appeals to wellness-focused consumers (Rehm et al., 2023).

Sustainability and Ethical Sourcing: Eco-friendly and organic branding enhances credibility among socially responsible consumers (Williams, 2017).

2. Effective Marketing Approaches

Influencer and Social Media Marketing: Partnering with lifestyle influencers and health advocates boosts brand awareness (Miller, 2019).

Experiential Marketing: Hosting wine-tasting events and food pairings allows consumers to experience the product firsthand (Patel & Singh, 2019).

Retail and Online Presence: Ensuring availability in supermarkets, specialty stores, and e-commerce platforms maximizes market reach (Brown, 2018).

Future Outlook and Growth Opportunities

1. Technological Innovations in Product Development

Enhanced Dealcoholisation Techniques: Advancements in removing alcohol while maintaining Flavors will improve product appeal (Lee et al., 2020).

Functional Ingredients: Fortifying non-alcoholic wines with vitamins, adaptogens, or botanical extracts could increase health benefits (Schulz et al., 2023).

2. Expansion into Emerging Markets

Regions such as Asia-Pacific, the Middle East, and Latin America present significant growth opportunities due to rising disposable incomes and changing lifestyle preferences (Carter & White, 2021).

3. Potential Collaborations and Industry Partnerships

Wineries Partnering with Health Brands: Co-branding with wellness-focused companies could expand consumer reach (Thompson & Reynolds, 2020).

Restaurants and Hotels Offering Non-Alcoholic Wine Menus: Expanding food service partnerships could drive mainstream adoption (Williams, 2017).

Non-Alcoholic Wine Market Competitive Landscape

The non-alcoholic wine market is highly fragmented, with numerous players operating at both international and regional levels. This competitive landscape comprises established industry leaders, emerging entrants, and specialized solution providers, each contributing to the market's dynamic nature (Schulz et al., 2023).

On a global scale, companies are actively expanding their presence through strategic initiatives such as entering new geographical markets, targeting untapped consumer segments, and strengthening their international footprint. The drive for global expansion is fueled by the growing recognition of market opportunities and the rising demand for non-alcoholic alternatives across different regions (Anderson & Kokole, 2022).

At the regional level, companies tailor their strategies to align with local market dynamics. Regional players leverage their deep understanding of consumer preferences, regulatory environments, and cultural nuances to gain a competitive advantage. This localized approach enables businesses to better cater to specific consumer needs, fostering stronger market penetration (Shaw et al., 2023).

To navigate the complexities of a fragmented market, companies employ various strategies, including investments in research and development to drive innovation, mergers and acquisitions to consolidate market share, strategic partnerships to create synergies, and product differentiation to stand out in the industry (Bertram, 2021). These multifaceted strategies reflect the competitive nature of the market, where businesses continuously seek avenues for growth and long-term sustainability (Zamora & Guirao, 2020). The high degree of fragmentation in the non-alcoholic wine market not only highlights the diversity of industry players but also underscores the ongoing strategic maneuvers that shape its evolution. As companies explore new growth opportunities, the market continues to adapt, presenting both challenges and opportunities for industry stakeholders (Rehm et al., 2023).

Some of the important thing marketplace gamers are:

- Castel Frères
- Veleta Wines
- Intercontinental Distillers Limited
- Eastern Distilleries & Food Industries Ltd
- McGuigan
- Astoria wines
- Nigeria Distilleries Limited
- Future Trade Inc.
- Spirits and Wine

Recent Developments in the Non-Alcoholic Wine Market

Free AF's Expansion into Non-Alcoholic Wines (2023)

In 2023, Free AF, a leading non-alcoholic beverage brand known for its range of alcohol-free cocktails, successfully launched its first product in the non-alcoholic wine category. The Free AF Sparkling Rosé became available for purchase on Amazon, marking the brand's strategic entry into this expanding market. This premium, ready-to-drink non-alcoholic sparkling wine is designed to replicate the crisp and refreshing characteristics of traditional dry sparkling rosé, featuring delicate aromatic, fruity, and floral undertones. What sets Free AF Sparkling Rosé apart is its specialized crafting process, ensuring a superior taste experience for consumers seeking a high-quality alcohol-free alternative (Free AF, 2023).

Mionetto's Entry into the Non-Alcoholic Market (December 2023)

In December 2023, Mionetto, a well-established Italian prosecco brand, ventured into the non-alcoholic beverage sector with the launch of its 0-proof sparkling wine. This new product is meticulously crafted to mirror the flavor profile of Mionetto's Prestige Prosecco Brut, maintaining the brand's signature taste and quality. The non-alcoholic sparkling wine will be widely available across the United States starting in

2024, with a suggested retail price (SRP) of USD 15 per bottle. Mionetto's entry into this space reflects the growing demand for high-quality alcohol-free wine alternatives (Mionetto, 2023).

Types of Non Alcoholic wines

- **Ariel Cabernet Sauvignon (USA)**
 - Origin: Produced in California, USA.
 - Characteristics: A deep, full-bodied purple wine that keeps the essence of traditional Cabernet Sauvignon.
 - Tasting Notes: Blackberries, cherries, oak, vanilla, and guidelines of chocolate.
 - Production Process: Dealcoholized using a mild procedure that retains flavour complexity.
 - Ideal Pairings: Red meats, aged cheeses, and darkish chocolate.
- **Leitz Eins Zwei Zero Riesling (Germany)**
 - Origin: Rheingau, Germany.
 - Characteristics: A crisp, dry, and aromatic white wine.
 - Tasting Notes: Green apple, lime, citrus, and a hint of minerality.
 - Production Process: Made from one hundred% Riesling grapes and dealcoholized thru vacuum distillation.
 - Ideal Pairings: Seafood, sushi, salads, and spicy Asian delicacies.
- **Pierre Zéro Merlot (France)**
 - Origin: Languedoc-Roussillon, France.
 - Characteristics: A smooth, medium-bodied Merlot with tender tannins.
 - Tasting Notes: Ripe crimson berries, plums, and recommendations of spice.
 - Production Process: Carefully fermented and then dealcoholized to maintain its flavours.
 - Ideal Pairings: Pasta, grilled vegetables, and moderate cheeses.
- **Fre Chardonnay (USA)**
 - Origin: Napa Valley, California, USA.
 - Characteristics: A tropical and nicely-balanced white wine.
 - Tasting Notes: Pineapple, apple, vanilla, and a subtle very well finish.
 - Production Process: Alcohol is lightly removed whilst maintaining the wine's critical individual.
 - Ideal Pairings: Roasted chook, creamy pasta, and seafood.
- **Torres Natureo Muscat (Spain)**
 - Origin: Catalonia, Spain.
 - Characteristics: A semi-sweet white wine with floral and fruit-forward notes.
 - Tasting Notes: Orange blossom, honey, white peach, and lychee.
 - Production Process: Crafted from Muscat grapes with minimal processing to hold aromatic integrity.
 - Ideal Pairings: Spicy food, fruit-based totally desserts, and gentle cheeses.
- **St. Regis Cabernet Sauvignon (Canada)**
 - Origin: Canada.
 - Characteristics: A rich and structured crimson wine.
 - Tasting Notes: Blackcurrant, darkish cherries, vanilla, and oak.
 - Production Process: Vacuum distillation guarantees flavour retention.
 - Ideal Pairings: Grilled meats, hearty stews, and sharp cheeses.
- **Carl Jung Merlot (Germany)**

- Origin: Germany.
- Characteristics: A smooth and fruity non-alcoholic red wine.
- Tasting Notes: Dark berries, cherries, and subtle spice.
- Production Process: Alcohol is gently extracted to hold depth.
- Ideal Pairings: Roasted lamb, pizza, and aged cheeses.
- **Lussory Tempranillo (Spain)**
 - Origin: Spain.
 - Characteristics: A dry pink wine with a strong body.
 - Tasting Notes: Cherry, vanilla, oak, and earthy undertones.
 - Production Process: Traditional winemaking with a dealcoholization method.
 - Ideal Pairings: Tapas, grilled meats, and spicy dishes.
- **Thomson & Scott Noughty Chardonnay (UK)**
 - Origin: United Kingdom.
 - Characteristics: An natural, dry Chardonnay with vegan-friendly manufacturing.
 - Tasting Notes: Citrus, apple, and a light all right finish.
 - Production Process: Dealcoholized via low-temperature vacuum distillation.
 - Ideal Pairings: White fish, creamy risottos, and sparkling salads.
- **Lautus Savvy White (South Africa)**
 - Origin: South Africa.
 - Characteristics: A crisp and fragrant Sauvignon Blanc-style wine.
 - Tasting Notes: Passion fruit, lime, and grassy notes.
 - Production Process: Modern dealcoholisation methods.
 - Ideal Pairings: Grilled seafood, sushi, and sparkling vegetables.
- **Sinzero Cabernet Sauvignon (Chile)**
 - Origin: Chile.
 - Characteristics: A full-bodied red wine with an ambitious shape.
 - Tasting Notes: Blackberries, plum, vanilla, and oak.
 - Production Process: Uses a sophisticated vacuum distillation system.
 - Ideal Pairings: Grilled steaks, roasted greens, and aged cheeses.
- **Sutter Home Fre Merlot (USA)**
 - Origin: USA.
 - Characteristics: A soft and fruit-ahead Merlot.
 - Tasting Notes: Raspberry, plum, and chocolate.
 - Production Process: Uses a spinning cone column to get rid of alcohol gently.
 - Ideal Pairings: Italian dishes, grilled fowl, and slight cheeses.
- **Pierre Chavin Perle Rosé (France)**
 - Origin: France.
 - Characteristics: A delicate sparkling rosé.
 - Tasting Notes: Strawberry, citrus, and floral tips.
 - Ideal Pairings: Desserts, clean fruit, and mild seafood.
- **Eisberg Sauvignon Blanc (UK)**
 - Origin: United Kingdom.
 - Characteristics: A clean and citrusy white wine.

- Tasting Notes: Grapefruit, gooseberry, and lemon zest.
- Ideal Pairings: Grilled greens, hen, and goat cheese.
- **TÖST Sparkling White (USA)**
- Origin: USA.
- Characteristics: A sparkling white with a tea-infused profile.
- Tasting Notes: White cranberry, white tea, and ginger.
- Ideal Pairings: Sushi, spicy meals, and appetizers.
- **Carl Jung Riesling (Germany)**
- Origin: Germany.
- Characteristics: A semi-dry Riesling with balanced acidity.
- Tasting Notes: Green apple, peach, and minerality.
- Ideal Pairings: Asian dishes, chicken, and gentle cheeses.
- **Lussory Gold Chardonnay (Spain)**
- Origin: Spain.
- Characteristics: A top-class alcohol-lose wine with gold flakes.
- Tasting Notes: Oak, vanilla, and tropical fruit.
- Ideal Pairings: Gourmet dishes and luxury desserts.
- **Wild Idol Sparkling Rosé (UK)**
- Origin: United Kingdom.
- Characteristics: A clearly fermented alcohol-lose sparkling rosé.
- Tasting Notes: Fresh berries, citrus, and floral recommendations.
- Ideal Pairings: Fresh culmination, cheese platters, and seafood.
- **Belvoir Elderflower & Rose Sparkling Wine (UK)**
- Origin: United Kingdom.
- Characteristics: A floral and fragrant glowing beverage.
- Tasting Notes: Elderflower, rose petals, and mild citrus.
- Ideal Pairings: Afternoon teas, mild salads, and fruit desserts.

Recipes of Non-Alcoholic wines

Non-alcoholic wine is normally made by using fermenting grape juice like conventional wine after casting off the alcohol. However, if you're searching out homemade alternatives that mimic the taste and complexity of wine without alcohol, right here are some amazing recipes:

- **Homemade Red Grape Non-Alcoholic Wine**
- **Ingredients:**
- 1 kg crimson grapes (seedless)
- 1-liter water
- 1 cup sugar (adjust to taste)
- 1 cinnamon stick (elective)
- 1 teaspoon lemon juice
- **Instructions:**
- Wash and overwhelm the grapes to release their juice.
- In a pot, add water, grapes, and sugar. Bring to a simmer over low warmness.

- Add the cinnamon stick and allow it simmer for 30-forty minutes.
- Strain the mixture via a pleasant sieve or cheesecloth to do away with pulp.
- Add lemon juice for acidity and blend nicely.
- Allow to cool, then save in the fridge for twenty-4 hours to beautify the taste.
- Serve chilled.

- **White Grape Non-Alcoholic Wine**

- **Ingredients:**

- 1 kg white grapes
- 1-liter water
- ½ cup honey or sugar
- 1 teaspoon apple cider vinegar
- ½ teaspoon lemon zest

- **Instructions:**

- Crush the grapes and upload them to a pot with water.
- Simmer on low warmth for 20-half-hour until the juice is extracted.
- Strain the liquid and discard the solids.
- Stir in honey/sugar, apple cider vinegar, and lemon zest.
- Let the combination cool and refrigerate for a day before serving.

- **Sparkling Non-Alcoholic Wine**

- **Ingredients:**

- 500 ml grape juice (purple or white)
- 500 ml glowing water
- 1 tablespoon lemon juice
- 1 teaspoon honey (optional)

- **Instructions:**

- Mix grape juice and lemon juice in a tumbler.
- Add honey in case you decide upon a sweeter flavour.
- Just before serving, blend in glowing water.
- Serve chilled in a wine glass for an elaborate contact.

- **Apple-Based Non-Alcoholic Wine Alternative**

- **Ingredients:**

- 1-liter apple juice
- ½ cup pomegranate juice
- 1 cinnamon stick
- 1 teaspoon lemon juice

- **Instructions:**

- Heat apple and pomegranate juice in a pan with a cinnamon stick.
- Simmer for 15-20 mins.

- Remove the cinnamon stick and let it cool.
- Add lemon juice and refrigerate before serving.

- **Classic Red Grape Non-Alcoholic Wine**
- **Ingredients:**
- 1 kg red grapes (seedless)
- 1-liter water
- 1 cup sugar (adjust to taste)
- 1 teaspoon lemon juice
- 1 cinnamon stick (non-compulsory)
- **Instructions:**
- Crush the grapes and simmer with water and sugar for 40 mins.
- Strain the aggregate, add lemon juice, and allow it cool.
- Store within the refrigerator for 24 hours before serving.

- **White Grape Non-Alcoholic Wine**
- **Ingredients:**
- 1 kg white grapes
- 1-liter water
- ½ cup honey
- 1 teaspoon apple cider vinegar
- ½ teaspoon lemon zest
- **Instructions:**
- Crush grapes and simmer with water for half-hour.
- Strain and add honey, apple cider vinegar, and lemon zest.
- Refrigerate overnight for better flavour.

- **Sparkling Red Grape Wine**
- **Ingredients:**
- 500 ml red grape juice
- 500 ml sparkling water
- 1 tablespoon lemon juice
- 1 teaspoon honey
- **Instructions:**
- Mix grape juice, lemon juice, and honey.
- Add sparkling water earlier than serving.
- Serve chilled in a wine glass.

- **Sparkling White Grape Wine**
- **Ingredients:**
- 500 ml white grape juice

- 500 ml glowing water
- 1 teaspoon elderflower syrup (elective)
- Instructions:
- Mix white grape juice with elderflower syrup.
- Add water to the glowing earlier than serving.

- **Non-Alcoholic Rosé Wine**
- **Ingredients:**
- 2 cups red grape juice
- 1 cup cranberry juice
- 1 cup sparkling water
- 1 teaspoon lemon juice
- **Instructions:**
- Mix pink grape juice, cranberry juice, and lemon juice.
- Chill and add glowing water before serving.

- **Apple-Based Non-Alcoholic Wine**
- **Ingredients:**
- 1-liter apple juice
- ½ cup pomegranate juice
- 1 cinnamon stick
- 1 teaspoon lemon juice
- **Instructions:**
- Simmer apple juice with pomegranate juice and cinnamon for 20 mins.
- Strain and add lemon juice earlier than refrigerating.

- **Non-Alcoholic Mulled Wine**
- **Ingredients:**
- 1-liter purple grape juice
- 1 cinnamon stick
- 3 cloves
- 1 orange (sliced)
- 1 teaspoon honey
- **Instructions:**
- Heat all substances in a pot for 15 minutes.
- Strain and serve heat.

- **Blueberry Non-Alcoholic Wine**
- **Ingredients:**
- 2 cups blueberries
- 1-liter water

- ½ cup sugar
- 1 teaspoon lemon juice
- **Instructions:**
- Simmer blueberries in water for half-hour.
- Strain and upload sugar and lemon juice.
- Chill earlier than serving.

- **Non-Alcoholic Sangria Wine**

- **Ingredients:**
- 2 cups grape juice
- 1 cup orange juice
- 1 cup sparkling water
- ½ apple (sliced)
- ½ orange (sliced)
- **Instructions:**
- Mix grape juice and orange juice.
- Add sliced fruits and sit back for an hour.
- Add sparkling water earlier than serving.

- **Cherry Non-Alcoholic Wine**

- **Ingredients:**
- 2 cups cherry juice
- 1 cup water
- 1 teaspoon apple cider vinegar
- 1 tablespoon honey
- **Instructions:**
- Mix cherry juice with water and simmer for 15 mins.
- Add vinegar and honey, then cool before serving.

Consumer Behavior

Consumer behavior refers to how individuals, groups, and organizations select, purchase, use, and dispose of products or services. Several internal and external factors influence purchasing decisions, shaping consumer preferences and buying habits (Kotler & Keller, 2022).

1. Factors Influencing Consumer Behavior

Consumer behavior is shaped by psychological, personal, social, and situational factors (Schiffman & Wisenblit, 2019).

A. Psychological Factors

Psychological influences stem from how individuals perceive, think, and respond to information.

Motivation – Consumer needs drive purchasing decisions, as explained by Maslow’s Hierarchy of Needs (Maslow, 1943):

Physiological Needs (e.g., food, water, shelter → grocery shopping, rent, utilities).

Safety Needs (e.g., health insurance, alarm systems).

Social Needs (e.g., social media, fashion, dining out).

Esteem Needs (e.g., luxury brands, certifications).

Needs for Self-Actualization (e.g., travel, education, personal growth).

Perception – How consumers interpret marketing messages and experiences (Solomon, 2020).

Selective Attention: Consumers filter out irrelevant ads.

Selective Retention: Consumers remember messages that align with their beliefs.

Selective Distortion: Consumers interpret messages to support their views.

Learning – Past experiences influence future purchases (Schiffman & Wisenblit, 2019).

Classical Conditioning: Associating a product with a positive experience (e.g., Coca-Cola and happiness).

Operant Conditioning: Reward-based learning (e.g., loyalty programs).

Cognitive Learning: Research-based decisions (e.g., reading reviews before buying a smartphone).

Attitudes & Beliefs – Consumer opinions shape purchasing decisions (Kotler & Keller, 2022).

Positive brand image fosters loyalty (e.g., Apple users).

Negative experiences deter future purchases.

B. Personal Factors

Individual-specific factors that impact buying behavior (Solomon, 2020).

Age & Life Stage – Purchasing patterns evolve over time.

Young Adults: Electronics, fashion, travel.

Middle-aged Consumers: Homes, cars, investments.

Seniors: Healthcare products, leisure activities.

Lifestyle – Interests and activities influence choices.

Health-conscious consumers prefer organic food.

Tech-savvy buyers invest in smart devices.

Occupation & Income – Determines purchasing power.

High-income earners: Luxury brands, premium services.

Middle-income earners: Value-for-money products.

Low-income earners: Budget-friendly options.

C. Social Factors

External influences that shape purchasing decisions (Kotler & Keller, 2022).

Family – A primary influence on buying behavior.

Children affect toys, snacks, and entertainment purchases.

Parents influence household and educational product purchases.

Reference Groups – Friends, influencers, and colleagues shape preferences.

Peer recommendations drive purchases (e.g., gaming consoles, skincare products).

Social media influences the impact of brand choices.

Culture & Subculture – Values and traditions shape buying behavior.

Western cultures favor convenience and technology.

Asian cultures emphasize tradition and collective decision-making.

D. Situational Factors

Environmental conditions affecting consumer decisions (Schiffman & Wisenblit, 2019).

Purchase Environment – Shopping experience influences behavior.

Physical Stores: Layout, lighting, and music affect mood.

Online Shopping: Discounts and website navigation impact choices.

Time Factor – Urgency influences purchasing decisions.

Holiday sales encourage impulse buying.

Urgent needs (e.g., medical products, last-minute gifts) reduce price sensitivity.

Marketing & Advertising – Promotional strategies shape consumer choices.

Limited time offers create urgency.

Celebrity endorsements enhance brand credibility.

2. Types of Consumers Buying Behavior

Consumer purchasing behavior varies based on involvement and product category (Kotler & Keller, 2022).

Complex Buying Behavior

High-involvement purchases requiring extensive research.

Example: Buying a car, house, or expensive electronics.

Dissonance-Reducing Buying Behavior

High involvement but minimal brand differentiation.

Example: Insurance policies, furniture, legal services.

Habitual Buying Behavior

Low-involvement purchases made out of habit.

Example: Groceries, toiletries, household items.

Variety-Seeking Buying Behavior

Low involvement, but consumers switch brands for variety.

Example: Snacks, soft drinks, beauty products.

3. The Consumer Decision-Making Process

Consumers follow a five-stage process when making purchases (Solomon, 2020).

Problem Recognition

Consumers identify a need (e.g., running out of shampoo, needing a new phone).

Information Search

Internal Search: Memory-based (experience).

External Search: Reviews, advertisements, social media, word-of-mouth.

Evaluation of Alternatives

Consumers compare brands based on price, quality, features, and reviews.

Purchase Decision

Final choice based on brand preference, pricing, and convenience

Post-Purchase Behavior

Satisfaction leads to repeat purchases and positive word-of-mouth.

Dissatisfaction may result in complaints, returns, and negative reviews.

4. Impact of Digitalization on Consumer Behavior

Technology has significantly altered consumer behavior (Kotler & Keller, 2022).

Online Reviews & Ratings

Consumers rely on platforms like Amazon, Google, and Yelp before making purchases.

Negative reviews can impact sales significantly.

Social Media Marketing

Brands leverage Facebook, Instagram, TikTok, and YouTube for promotions.

Influencer marketing is highly effective among Gen Z and Millennials.

AI & Personalization

AI-driven recommendations (Netflix, Amazon) enhance consumer experience.

Chatbots provide instant customer support.

E-Commerce & Mobile Shopping

Consumers prefer online shopping due to convenience and discounts.

Apps like Amazon, Flipkart, and Alibaba dominate retail.

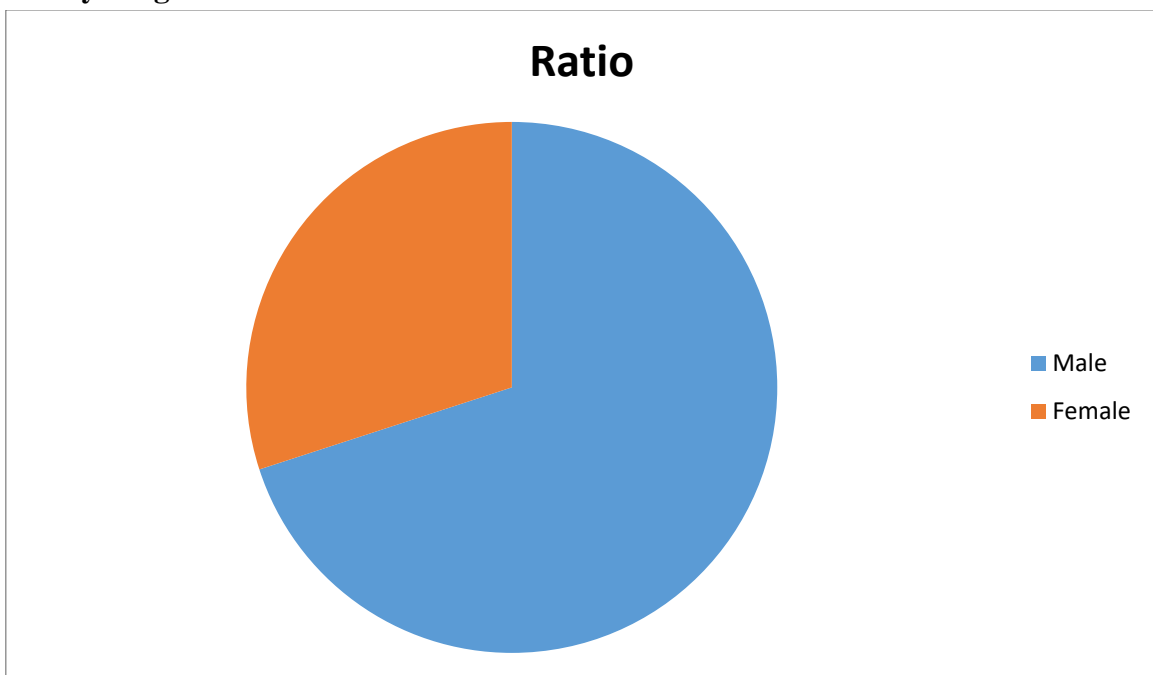
Subscription & Loyalty Programs

Consumers engage with subscription models (Netflix, Spotify, meal kits).

Brands use reward points and personalized offers to retain customers.

DATA COLLECTION ANALYSIS OF DATA

Q1. What is your gender?



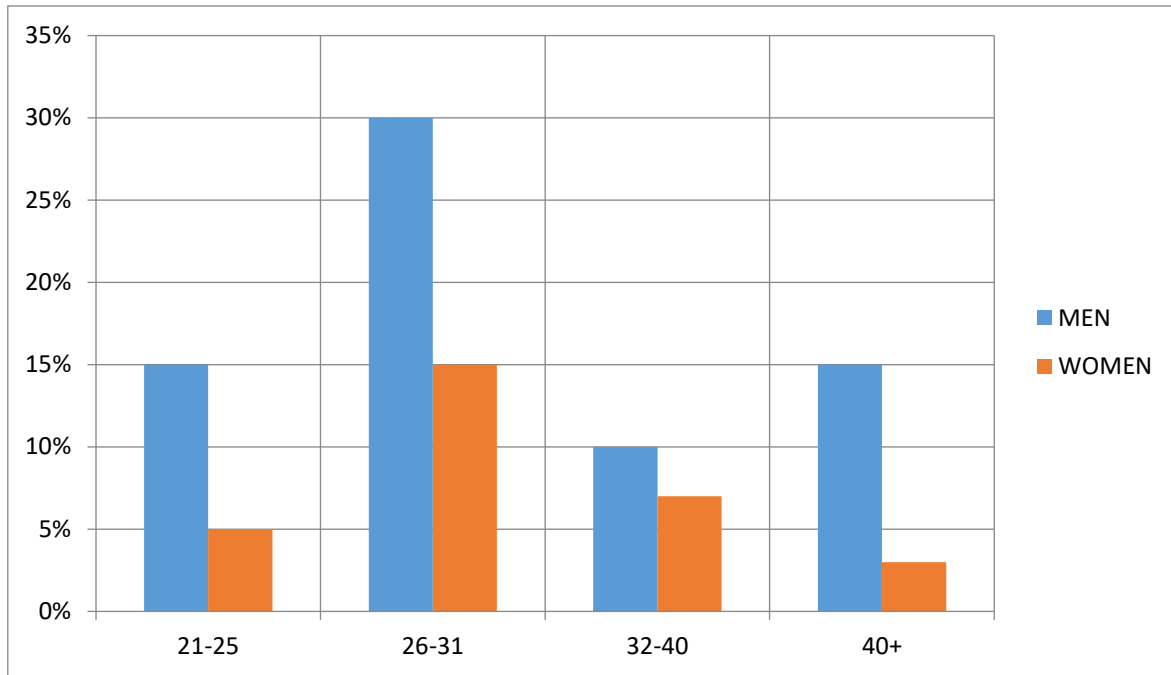
INTERPRETATION

	Ratio
Male	70%
Female	30%

Male

Female

Q2. What is your age?



	MEN	WOMEN
21-25	15%	5%
26-31	30%	15%
32-40	10%	7%
40+	15%	3%

INTERPRETATION

According to the survey out of a hundred% MEN are 21-25-15%, 26-31-30%, 32-40-10%, 40+-15%. WOMEN are 21-25-5%, 26-31-15%, 32-forty-7%, 40+-3%.

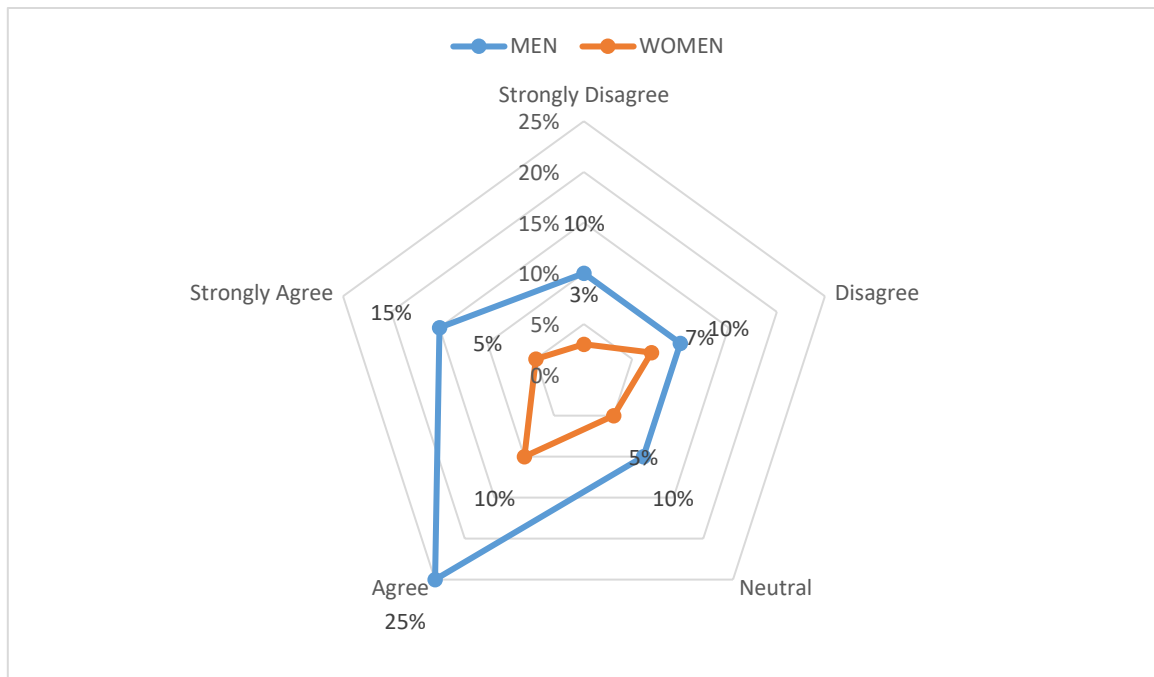
21-25

26-31

32-forty

40+

Q3.I am aware about non-alcoholic wines and their availability in the market.



	MEN	WOMEN
Strongly Disagree	10%	3%
Disagree	10%	7%
Neutral	10%	5%
Agree	25%	10%
Strongly Agree	15%	5%

INTERPRETATION

According to the survey out of one hundred% 1/2 of the men respondent said strongly Disagree-10%, Disagree-10%, Neutral-10%, Agree-25%, Strongly Agree-15%. WOMEN SAID Strongly Disagree-3%, Disagree-7%, Neutral-5%, Agree-10%, Strongly Agree-5%.

Strongly Disagree

Disagree

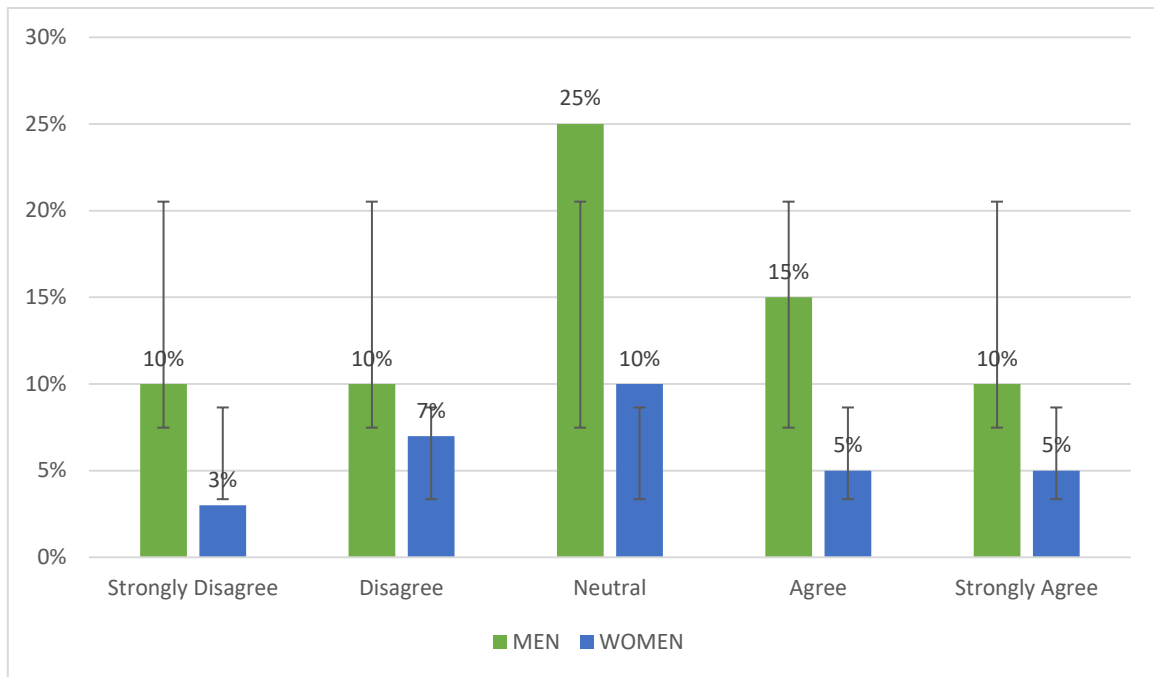
Neutral

Agree

Strongly Agree

Answer: 4 (Agree)

Q4. I am open to purchasing non-alcoholic wine as an alternative to regular wine.



	MEN	WOMEN
Strongly Disagree	10%	3%
Disagree	10%	7%
Neutral	25%	10%
Agree	15%	5%
Strongly Agree	10%	5%

INTERPRETATION

According to the survey out of one hundred% half of the men respondent stated Strongly Disagree-10%, Disagree-10%, Neutral-25%, Agree-15%, Strongly Agree-10%. WOMEN SAID Strongly Disagree-3%, Disagree-7%, Neutral-10%, Agree-5%, Strongly Agree-5%.

Strongly Disagree

Disagree

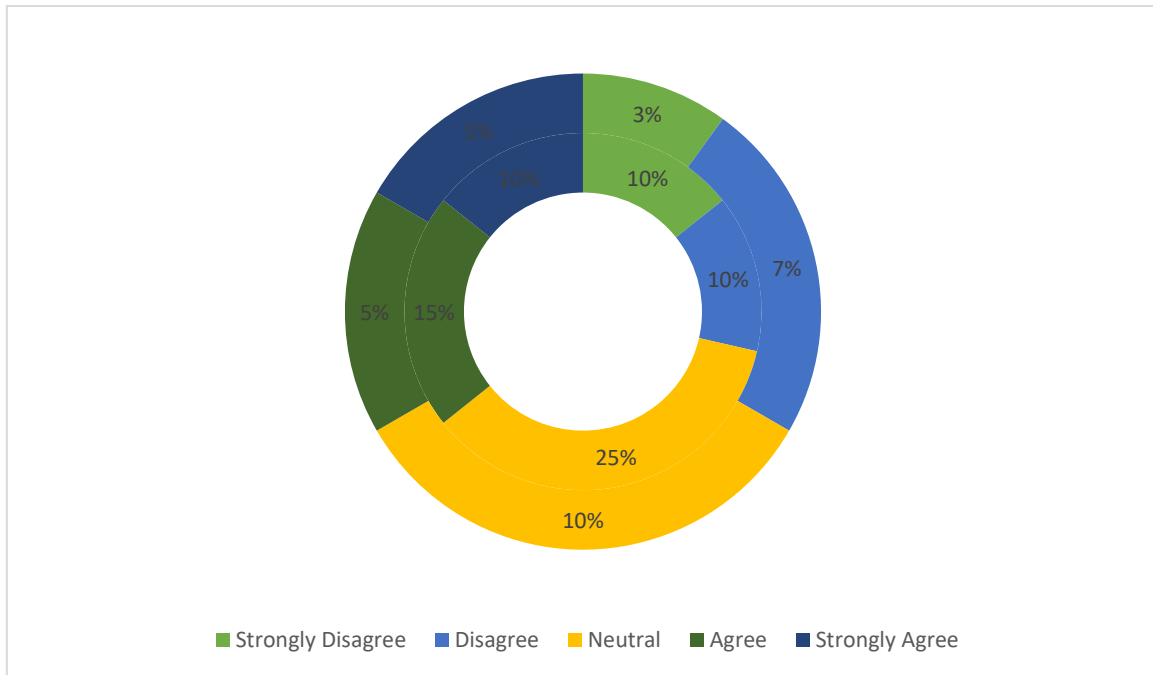
Neutral

Agree

Strongly Agree

Answer: 3 (Neutral)

Q5. The demand for non-alcoholic wines is growing in my location.



	MEN	WOMEN
Strongly Disagree	10%	3%
Disagree	10%	7%
Neutral	25%	10%
Agree	15%	5%
Strongly Agree	10%	5%

INTERPRETATION

According to the survey out of a hundred% 1/2 of the guy’s respondent stated Strongly Disagree-10%, Disagree-10%, Neutral-25%, Agree-15%, Strongly Agree-10%. WOMEN SAID Strongly Disagree-3%, Disagree-7%, Neutral-10%, Agree-5%, Strongly Agree-5%.

Strongly Disagree

Disagree

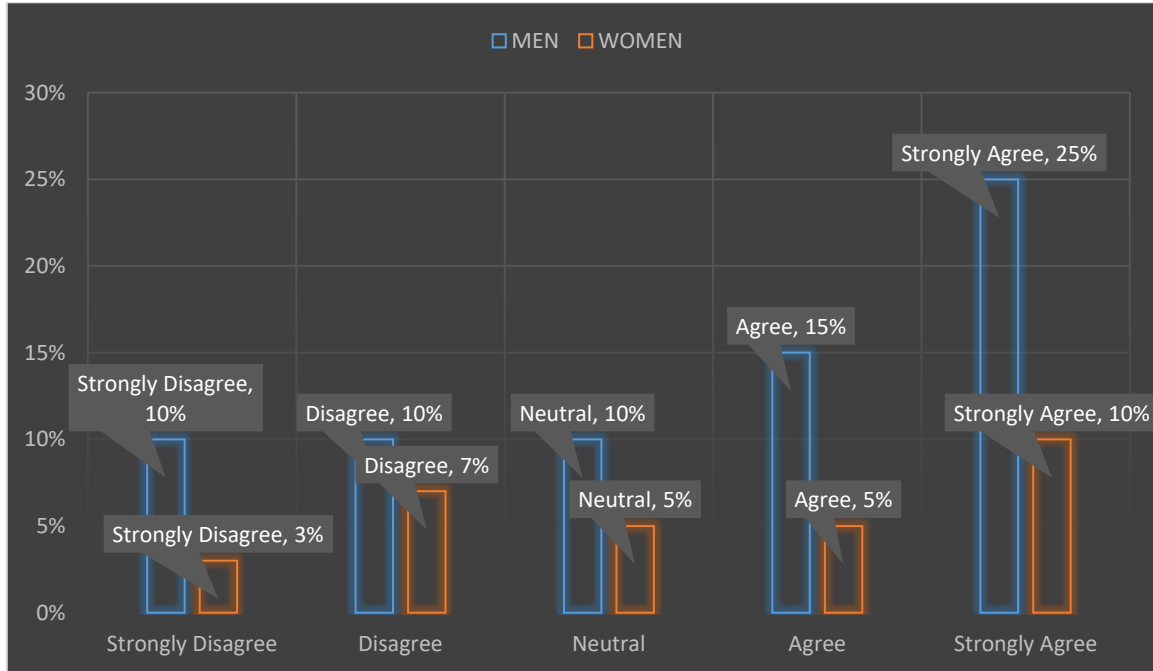
Neutral

Agree

Strongly Agree

Answer: 3 (Neutral)

Q6. I am much more likely to purchase non-alcoholic wine if it's far comparatively cheap in comparison to regular wines.



	MEN	WOMEN
Strongly Disagree	10%	3%
Disagree	10%	7%
Neutral	10%	5%
Agree	15%	5%
Strongly Agree	25%	10%

INTERPRETATION

According to the survey out of one hundred% half of the men respondent stated Strongly Disagree-10%, Disagree-10%, Neutral-10%, Agree-15%, Strongly Agree-25%. WOMEN SAID Strongly Disagree-3%, Disagree-7%, Neutral-5%, Agree-5%, Strongly Agree-10%.

Strongly Disagree

Disagree

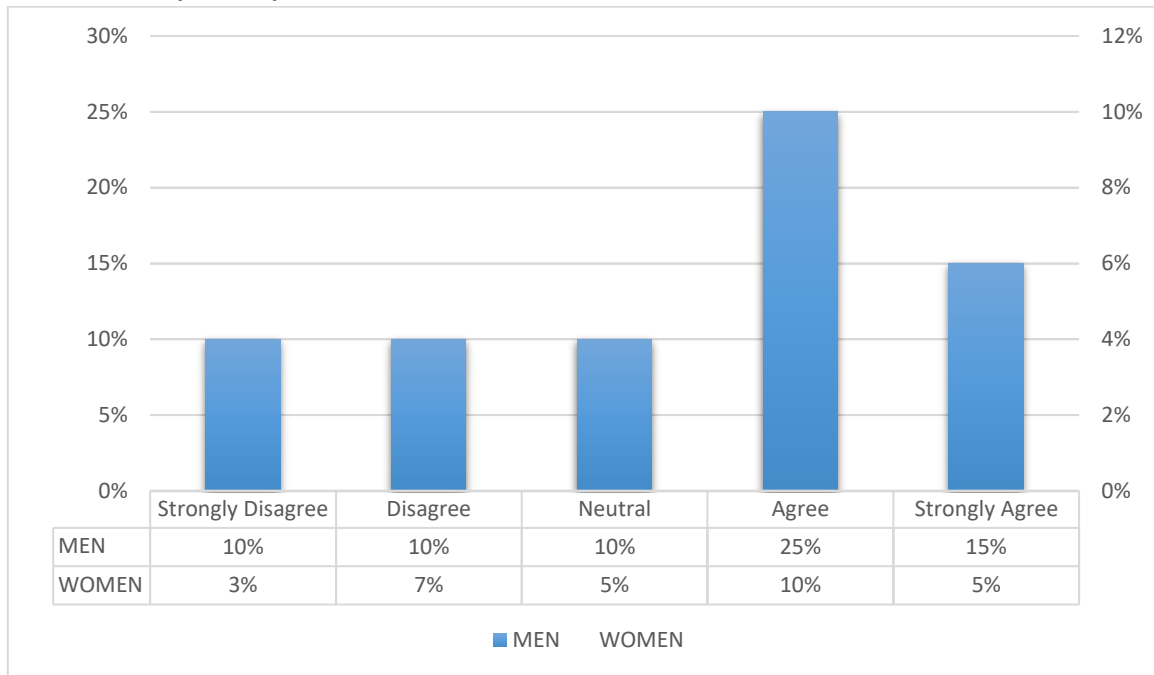
Neutral

Agree

Strongly Agree

Answer: 5 (Strongly Agree)

Q7. I am more likely to buy non-alcoholic wines from famous wine brands.



	MEN	WOMEN
Strongly Disagree	10%	3%
Disagree	10%	7%
Neutral	10%	5%
Agree	25%	10%
Strongly Agree	15%	5%

INTERPRETATION

According to the survey out of a hundred% 1/2 of the guy’s respondent said strongly Disagree-10%, Disagree-10%, Neutral-10%, Agree-25%, Strongly Agree-15%. WOMEN SAID Strongly Disagree-3%, Disagree-7%, Neutral-5%, Agree-10%, Strongly Agree-5%.

Strongly Disagree

Disagree

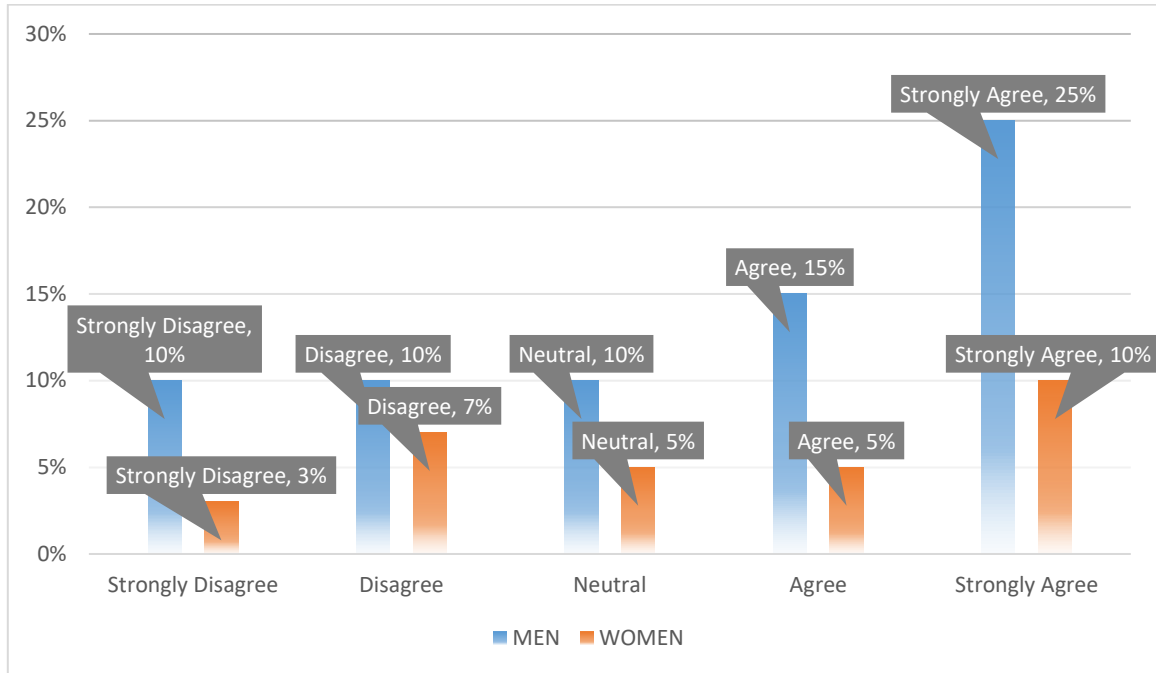
Neutral

Agree

Strongly Agree

Answer: 4 (Agree)

Q8. Packaging and labelling affect my belief of non-alcoholic wine excellent.



	MEN	WOMEN
Strongly Disagree	10%	3%
Disagree	10%	7%
Neutral	10%	5%
Agree	15%	5%
Strongly Agree	25%	10%

INTERPRETATION

According to the survey out of 100% half of the guy’s respondent stated Strongly Disagree-10%, Disagree-10%, Neutral-10%, Agree-15%, Strongly Agree-25%. WOMEN SAID Strongly Disagree-3%, Disagree-7%, Neutral-5%, Agree-5%, Strongly Agree-10%.

Strongly Disagree

Disagree

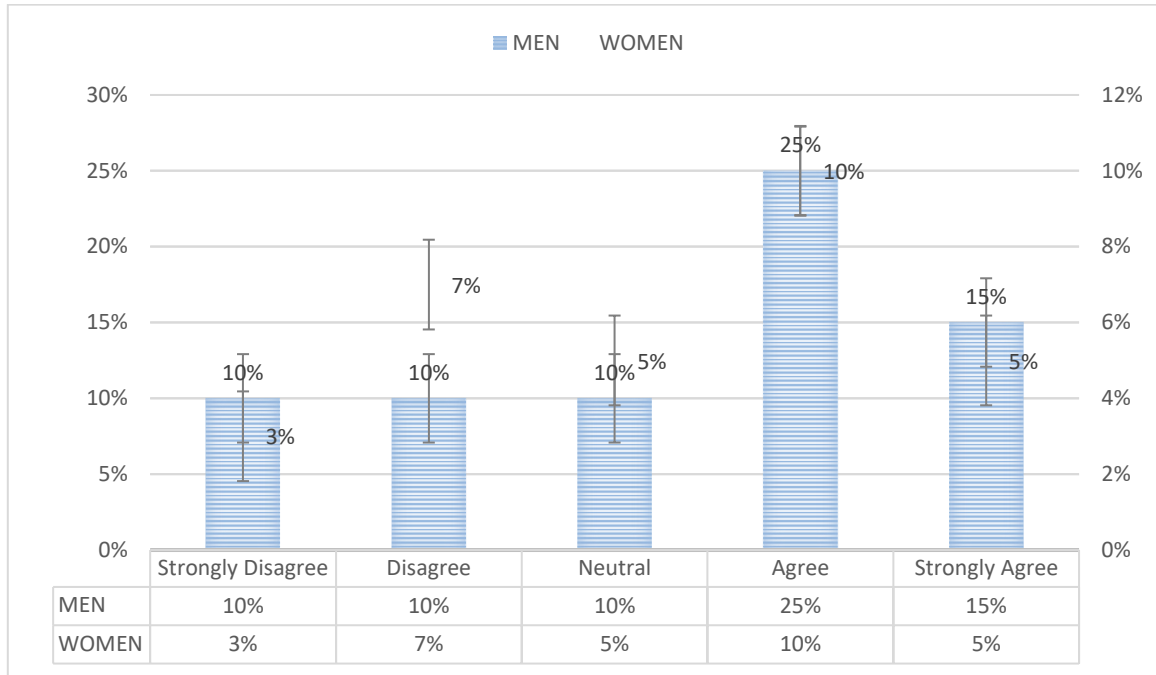
Neutral

Agree

Strongly Agree

Answer: 5 (Strongly Agree)

Q9. I select non-alcoholic wines due to fitness concerns related to alcohol intake.



	MEN	WOMEN
Strongly Disagree	10%	3%
Disagree	10%	7%
Neutral	10%	5%
Agree	25%	10%
Strongly Agree	15%	5%

INTERPRETATION

According to the survey out of one hundred% 1/2 of the men respondent stated strongly Disagree-10%, Disagree-10%, Neutral-10%, Agree-25%, Strongly Agree-15%. WOMEN SAID Strongly Disagree-3%, Disagree-7%, Neutral-5%, Agree-10%, Strongly Agree-5%.

Strongly Disagree

Disagree

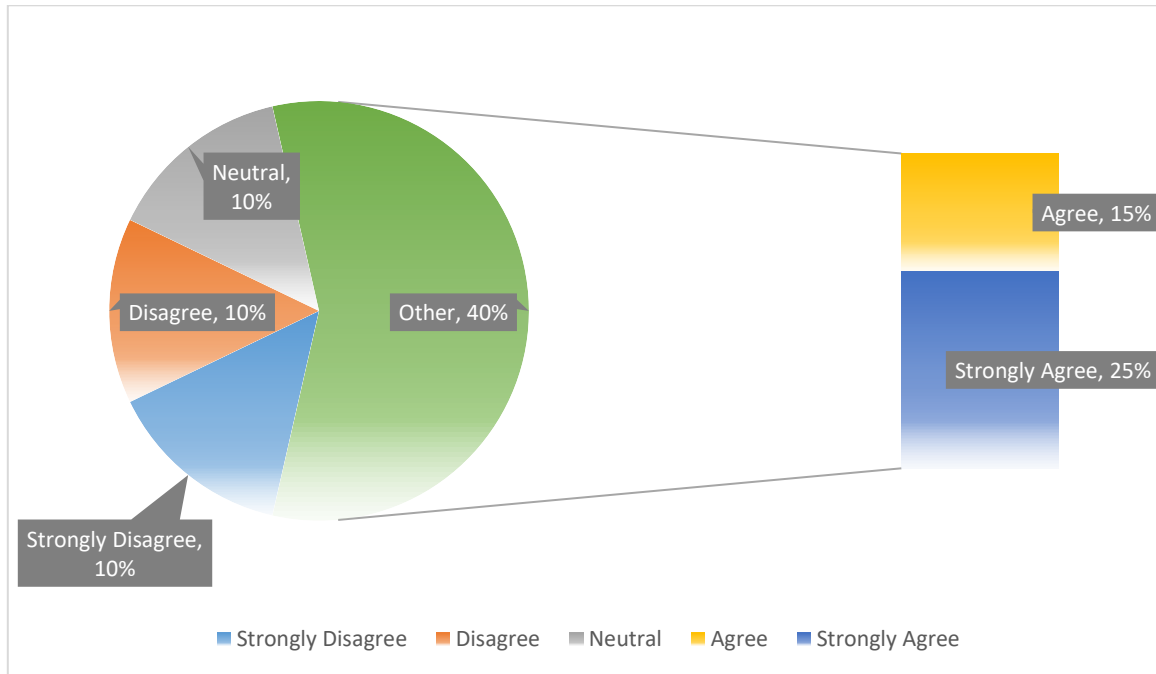
Neutral

Agree

Strongly Agree

Answer: 4 (Agree)

Q10. The presence of herbal components and fitness benefits increases my willingness to buy non-alcoholic wines.



	MEN	WOMEN
Strongly Disagree	10%	3%
Disagree	10%	7%
Neutral	10%	5%
Agree	15%	5%
Strongly Agree	25%	10%

INTERPRETATION

According to the survey out of 100% half of the guy’s respondent said Strongly Disagree-10%, Disagree-10%, Neutral-10%, Agree-15%, Strongly Agree-25%. WOMEN SAID Strongly Disagree-3%, Disagree-7%, Neutral-5%, Agree-5%, Strongly Agree-10%.

Strongly Disagree

Disagree

Neutral

Agree

Strongly Agree

Answer: 5 (Strongly Agree)

LIMITATIONS OF THE STUDY

While this study aims to offer comprehensive insights into the market potential and consumer behavior towards non-alcoholic wines, it is subject to certain limitations:

Limited Geographic Scope: The study primarily focuses on select regions and may not capture global variations in consumer preferences.

Sample Size Constraints: The study relies on a specific sample size, which may not be fully representative of the broader market.

Self-Reported Data Bias: Consumer responses in surveys and interviews may be influenced by personal biases or social desirability.

Rapid Market Changes: The non-alcoholic wine industry is evolving, and emerging trends may not be fully reflected in the study.

Limited Consideration of Competitive Beverages: Other non-alcoholic drinks such as mocktails, kombucha, and functional beverages may influence consumer choices, which this study does not extensively cover.

CONCLUSION

The growing demand for non-alcoholic wines is driven by multiple factors, including rising health consciousness, changing consumer preferences, and increasing regulatory support. Consumers today are more health-aware and seek beverage options that align with their wellness goals, such as low-calorie and alcohol-free alternatives (Sillani & Nassivera, 2017). Additionally, societal shifts toward mindful drinking and moderation, particularly among younger demographics, have contributed to the expansion of the non-alcoholic wine market (Statista, 2023).

Despite this growth, significant challenges remain. One of the primary concerns is taste perception—many consumers associate non-alcoholic wines with inferior quality due to differences in flavour and aroma resulting from the dealcoholisation process (Charters & Pettigrew, 2007). Furthermore, pricing poses a barrier, as non-alcoholic wines are often priced similarly to their alcoholic counterparts despite requiring additional processing steps (Rana & Paul, 2020). Accessibility is another critical factor; limited availability in retail and hospitality settings may hinder widespread adoption.

To overcome these barriers, strategic branding and effective marketing play a crucial role. Premium positioning, storytelling, and health-centric messaging have been shown to enhance consumer appeal (Kotler & Keller, 2016). Additionally, advancements in dealcoholisation technology, such as vacuum distillation and reverse osmosis, continue to improve the sensory experience, making non-alcoholic wines more competitive with traditional options (Gambutu et al., 2020).

Digital transformation has also significantly impacted the industry. E-commerce and digital marketing have enabled brands to reach a broader audience, leveraging social media influencers and targeted advertising to create awareness and engagement (Kim & Sullivan, 2019). Regulatory policies also play a vital role in shaping market accessibility, with governments introducing guidelines to support alcohol-free beverage production and sales (WHO, 2021).

Looking ahead, the non-alcoholic wine industry is expected to witness sustained growth as consumer awareness and product quality improve. With continuous innovation, enhanced branding efforts, and a stronger presence in hospitality and retail sectors, non-alcoholic wines have the potential to establish themselves as viable alternatives to traditional wines.

KEY FINDINGS AND IMPLICATIONS

Health Awareness as a Key Driver: The adoption of non-alcoholic wines is primarily motivated by health concerns, emphasizing the need for health-focused marketing.

Taste Similarity to Traditional Wines as a Challenge: Continued improvements in dealcoholisation technology are necessary to enhance consumer satisfaction.

Branding and Premium Positioning: Effective storytelling and consumer education are crucial for increasing brand appeal.

Regulatory Influence on Market Accessibility: Industry advocacy and policy alignment play a significant role in market expansion.

Role of E-Commerce and Digital Marketing: Online platforms are vital for increasing awareness and distribution of non-alcoholic wines.

Demographic Impact on Purchasing Behaviour: Younger consumers exhibit a stronger preference for alcohol-free options.

Social Influence and Peer Recommendations: Influencer collaborations and community engagement significantly shape consumer choices.

FUTURE RESEARCH DIRECTIONS

Longitudinal Studies on Consumer Adoption: Investigating how consumer preferences for non-alcoholic wines evolve over time.

Comparative Analysis of Dealcoholisation Techniques: Assessing the effectiveness of different production methods in preserving flavour and aroma.

Cultural and Regional Differences in Consumer Preferences: Exploring how diverse cultural and economic backgrounds shape the adoption of non-alcoholic wines.

Impact of Sustainability and Organic Certifications: Examining the role of eco-friendly practices in influencing consumer trust and purchase decisions.

Effectiveness of Various Marketing Strategies: Analyzing the impact of influencer marketing, experiential events, and digital campaigns on brand perception.

Integration of Non-Alcoholic Wines in Fine Dining and Hospitality: Investigating how restaurants and hotels can drive market growth.

Technological Innovations in Non-Alcoholic Beverages: Exploring advancements in fermentation, aroma preservation, and AI-driven consumer personalization.

REFERENCES

1. Anderson, K., & Kokole, E. (2022). Examining the purchasing behaviour of lower-strength alcohol wine within Spanish households. *Journal of Wine Economics*, 17(2), 123-140.
2. Bertram, J. (2021). Langlebiger Trend. *Wein + Markt*, 2021(3), 32–36.
3. Bucher, T., Deroover, K., & Siegrist, M. (2018). Consumer perception and behaviour toward wines with reduced alcohol content: An Australian case study. *Food Quality and Preference*, 63, 82-89.
4. Deroover, K., Bucher, T., & Siegrist, M. (2021). Consumer acceptance of dealcoholized wines: The role of information and sensory experience. *Appetite*, 156, 104960.
5. Esteras-Saz, J., de La Iglesia, Ó., Peña, C., Escudero, A., Téllez, C., & Coronas, J. (2021). Theoretical and practical approach to the dealcoholization of water-ethanol mixtures and red wine by osmotic distillation. *Separation and Purification Technology*, 270, 118793.

6. Hieronimi, H. H. (2010). Alkoholfreier Wein? Erfahrungen in Deutschland. In 33rd World Congress of Vine and Wine [and] 9th General Assembly of the OIV (pp. 513–521). Tbilisi, Georgia.
7. Kucherenko, V., & Uspalenko, O. (2023). Relevance of the production of non-alcoholic wines. *BIO Web of Conferences*, 68, 03017. <https://doi.org/10.1051/bioconf/20236803017>
8. Ma, T.-Z., Sam, F. E., & Zhang, B. (2022). Low-alcohol and nonalcoholic wines: Production methods, compositional changes, and aroma improvement. In A. M. Jordão (Ed.), *Recent Advances in Grapes and Wine Production - New Perspectives for Quality Improvement*. IntechOpen. <https://doi.org/10.5772/intechopen.105594>
9. Morata, A. (Ed.). (2022). *White Wine Technology*. Elsevier.
10. Morata, A., & Loira, I. (Eds.). (2019). *Advances in Grape and Wine Biotechnology*. IntechOpen.
11. Nickenig, R. (1988). Alkoholreduzierte Marktchancen? *Der Deutsche Weinbau*, 1988(12), 1339.
12. Rehm, J., Anderson, P., & Gual, A. (2023). Substitution of alcoholic with non-alcoholic beverages: A review of evidence. *International Journal of Environmental Research and Public Health*, 20(4), 2901.
13. Schmitt, M., & Christmann, M. (2019). Alcohol reduction by physical methods. In A. Morata & I. Loira (Eds.), *Advances in Grape and Wine Biotechnology*. IntechOpen.
14. Schmitt, M., & Christmann, M. (2022). Dealcoholization of white wines. In A. Morata (Ed.), *White Wine Technology* (pp. 369–377). Elsevier.
15. Schmitt, M., Freund, M., Schuessler, C., Rahn, D., & Brezina, S. (2022). Strategies for the sensorial optimization of alcohol-free wines. In *BIO Web of Conferences* (Vol. 56). Ensenada, Mexico.
16. Schulz, F. N., Farid, H., & Hanf, J. H. (2023). The lower the better? Discussion on non-alcoholic wine and its marketing. *Dietetics*, 2(3), 278-288. <https://doi.org/10.3390/dietetics2030020>
17. Shaw, S., Ostapiej, L., & Tapsell, L. (2023). Consumer perceptions of no- and low-alcohol wines in Australia. *Nutrients*, 15(3), 600.
18. Spode, H. (1993). *Die Macht der Trunkenheit: Kultur- und Sozialgeschichte des Alkohols in Deutschland*. Leske und Budrich.
19. Thomas, R. S., & Smart, R. E. (2015). Lowering alcohol concentration in wine through vineyard management and winemaking techniques: A review. *Australian Journal of Grape and Wine Research*, 21(4), 537-553.
20. Zamora, M. C., & Guirao, M. (2020). Sensory profile and acceptability of dealcoholized wines: Influence of maceration time and blending. *Journal of Sensory Studies*, 35(5), e12589.