

Pediatric Obesity and Metabolic Syndrome: A Global Epidemic with Emerging Pharmacotherapeutic and Drug Delivery Perspectives

Dr.Venugopal Reddy Iragamreddy

Pediatrician , Medicover Hospital, Bangalore, India.

Abstract

Pediatric obesity has evolved into a global epidemic with profound implications for public health, particularly due to its strong association with metabolic syndrome and long-term cardiometabolic morbidity. The rising prevalence across both developed and developing countries reflects a complex interplay of genetic susceptibility, environmental influences, and behavioural factors. Metabolic syndrome in children encompasses central obesity, insulin resistance, dyslipidaemia, hypertension, and impaired glucose metabolism, which collectively increase the risk of type 2 diabetes mellitus and cardiovascular disease later in life. This review comprehensively explores the epidemiology, pathophysiological mechanisms, diagnostic frameworks, and clinical sequelae of pediatric obesity and metabolic syndrome. Furthermore, it critically evaluates current and emerging pharmacological interventions, including glucagon-like peptide-1 receptor agonists and insulin sensitizers. A major focus is placed on advances in drug delivery technologies such as nanocarriers, sustained-release systems, and targeted delivery strategies that enhance therapeutic efficacy and adherence in pediatric populations. Addressing pediatric obesity requires an integrated, multidisciplinary approach combining prevention, early diagnosis, lifestyle modification, pharmacotherapy, and innovative delivery systems.

Keywords: Pediatric obesity, metabolic syndrome, insulin resistance, GLP-1 receptor agonists, drug delivery systems, childhood obesity, pharmacotherapy

1. Introduction

Pediatric obesity represents one of the most significant global health challenges of the twenty-first century. Once predominantly a concern in high-income nations, it has now become increasingly prevalent in low- and middle-income countries, including India, where rapid urbanisation, nutritional transitions, and sedentary lifestyles have contributed to a dramatic rise in childhood adiposity. The condition is no longer viewed merely as a cosmetic issue but rather as a chronic, relapsing disease with complex metabolic implications.

Metabolic syndrome, closely linked with pediatric obesity, comprises a constellation of interrelated metabolic abnormalities, including central adiposity, insulin resistance, hypertension, and dyslipidaemia. Although initially described in adults, the syndrome is now increasingly recognised in children and adolescents, with significant implications for early onset of cardiovascular disease and type 2 diabetes

mellitus. The coexistence of these conditions during childhood amplifies long-term health risks and imposes a substantial burden on healthcare systems.

2. Epidemiology

The global prevalence of pediatric obesity has risen exponentially over the past four decades. According to recent estimates, more than 340 million children and adolescents aged 5–19 years are overweight or obese. In India, the prevalence varies widely between regions but is consistently higher in urban populations, with reported rates ranging from 8% to 20%.

This epidemiological transition is driven by a shift towards energy-dense diets, reduced physical activity, increased screen time, and socio-economic factors. Importantly, obesity is being observed at progressively younger ages, raising concerns about earlier onset of metabolic complications. Socioeconomic disparities also play a crucial role, with both undernutrition and over nutrition coexisting within the same communities.

3. Pathophysiology

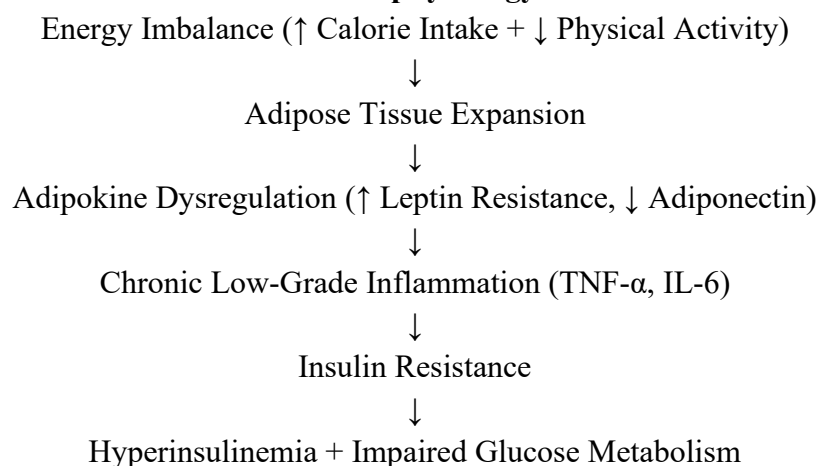
The pathophysiology of pediatric obesity and metabolic syndrome is multifactorial, involving complex interactions between genetic predisposition, environmental exposures, and behavioural patterns. Central to this process is an imbalance between energy intake and expenditure, leading to excessive fat accumulation.

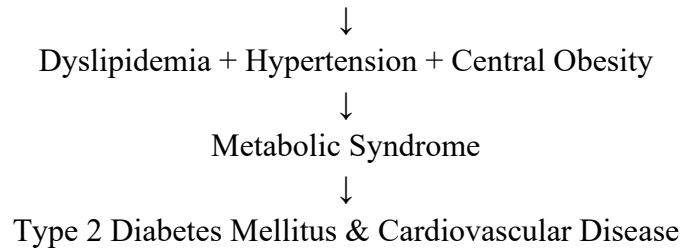
Adipose tissue, once considered a passive energy storage site, is now recognised as an active endocrine organ that secretes adipokines such as leptin, adiponectin, resistin, and inflammatory cytokines. In obese children, dysregulation of these adipokines leads to impaired appetite regulation, decreased insulin sensitivity, and chronic low-grade inflammation.

Insulin resistance is a hallmark of metabolic syndrome and plays a pivotal role in its development. It results in compensatory hyperinsulinaemia, increased hepatic glucose production, and altered lipid metabolism. This metabolic derangement is further exacerbated by ectopic fat deposition in the liver and skeletal muscle.

Chronic inflammation is another critical component, characterised by elevated levels of pro-inflammatory cytokines such as tumour necrosis factor-alpha and interleukin-6. These inflammatory mediators contribute to endothelial dysfunction, atherosclerosis, and progression of metabolic disease.

FIGURE 1: Pathophysiology Flowchart





4. Diagnostic Criteria

The diagnosis of pediatric obesity is primarily based on body mass index (BMI) percentiles adjusted for age and sex. A BMI at or above the 95th percentile is classified as obesity, while values between the 85th and 94th percentiles indicate overweight status.

Metabolic syndrome in children lacks a universally accepted definition; however, commonly used criteria include central obesity, elevated triglycerides, reduced high-density lipoprotein cholesterol, hypertension, and impaired glucose tolerance. Several organisations, including the International Diabetes Federation, have proposed age-specific diagnostic frameworks to standardise assessment.

Table 1: Diagnostic Criteria for Pediatric Metabolic Syndrome (Adapted from IDF)

Parameter	Criteria
Central obesity	Waist circumference \geq 90th percentile
Triglycerides	\geq 150 mg/dL
HDL cholesterol	$<$ 40 mg/dL
Blood pressure	\geq 130/85 mmHg
Fasting glucose	\geq 100 mg/dL

5. Clinical Consequences

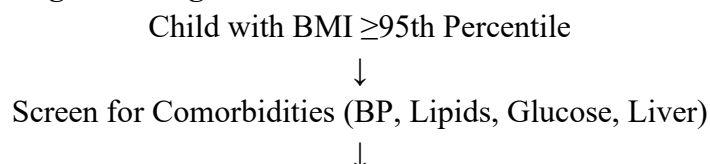
The clinical implications of pediatric obesity extend beyond physical health to encompass psychological and social dimensions. Cardiovascular complications begin early in life, with evidence of increased carotid intima-media thickness and early atherosclerotic changes in obese children.

Endocrine abnormalities are prominent, including insulin resistance, impaired glucose tolerance, and progression to type 2 diabetes mellitus. In adolescent females, obesity is strongly associated with polycystic ovarian syndrome, characterised by hyperandrogenism and menstrual irregularities.

Hepatic involvement, particularly non-alcoholic fatty liver disease, is increasingly recognised and may progress to steatohepatitis and cirrhosis. Additionally, obesity has significant psychological consequences, including depression, anxiety, low self-esteem, and social stigma.

6. Therapeutic Approaches

FIGURE 2: Clinical Management Algorithm





6.1 Lifestyle and Behavioural Interventions

Lifestyle modification remains the cornerstone of management. Dietary interventions focusing on calorie restriction, reduction of ultra-processed foods, and increased consumption of fruits and vegetables are essential. Physical activity recommendations emphasise at least 60 minutes of moderate to vigorous activity daily.

Behavioural therapy, including family-based interventions, plays a critical role in sustaining long-term lifestyle changes.

6.2 Pharmacological Management

Pharmacotherapy is indicated in selected cases where lifestyle interventions fail or when significant comorbidities are present.

Glucagon-like peptide-1 receptor agonists such as Liraglutide and Semaglutide have demonstrated significant efficacy in reducing body weight and improving metabolic parameters in adolescents. These agents act by enhancing satiety, delaying gastric emptying, and improving insulin sensitivity.

Metformin is widely used as an insulin sensitiser, particularly in children with insulin resistance and prediabetes. Other agents, such as orlistat, act by inhibiting fat absorption but are limited by gastrointestinal side effects.

Table 2: Pharmacological Agents in Pediatric Obesity

Drug	Mechanism of Action	Indication	Limitations
Liraglutide	GLP-1 receptor agonist	Adolescent obesity	Injectable, cost
Semaglutide	Long-acting GLP-1 agonist	Severe obesity	GI side effects
Metformin	Insulin sensitiser	Prediabetes, insulin resistance	Modest weight loss
Orlistat	Lipase inhibitor	Obesity	GI intolerance

TABLE 3: Comparison of GLP-1 Receptor Agonists in Pediatric Obesity

Drug	Dosing Regimen	Mechanism	Efficacy (Weight Reduction)	Common Side Effects	Key Advantages	Limitations
Liraglutide	Daily subcutaneous injection	GLP-1 receptor agonist; increases satiety, delays gastric emptying	~4–7% body weight reduction	Nausea, vomiting, diarrhea	Approved in adolescents, improves glycemic control	Daily injections, cost
Semaglutide	Weekly subcutaneous injection	Long-acting GLP-1 analogue	~10–16% body weight reduction (higher efficacy)	Nausea, vomiting, constipation	Once-weekly dosing, superior efficacy	Expensive, GI intolerance
Exenatide (off-label)	Twice daily / weekly (extended release)	GLP-1 mimetic	Moderate weight reduction	GI symptoms	Alternative option	Limited pediatric approval
Dulaglutide (emerging data)	Weekly injection	Long-acting GLP-1 analogue	Under investigation in pediatrics	GI symptoms	Long duration of action	Limited pediatric evidence

7. Advances in Drug Delivery Systems

One of the major challenges in pediatric pharmacotherapy is adherence, particularly for chronic conditions such as obesity. Advances in drug delivery technologies aim to address these challenges by improving drug bioavailability, reducing dosing frequency, and minimising side effects.

Nanotechnology-based delivery systems utilise nanoparticles to enhance targeted drug delivery to specific tissues such as adipose tissue and the liver. These systems improve therapeutic efficacy while reducing systemic toxicity.

Sustained-release formulations, including long-acting injectable GLP-1 analogues, have significantly improved patient compliance by reducing the frequency of administration. Weekly dosing regimens have been particularly beneficial in adolescent populations.

Oral delivery of peptide-based drugs represents a major advancement, overcoming the traditional limitations of peptide degradation in the gastrointestinal tract. Novel delivery platforms incorporating absorption enhancers and protective coatings are currently under investigation.

8. Prevention Strategies

Preventive strategies must begin early in life and involve a multi-sectoral approach. Public health policies aimed at regulating the marketing of unhealthy foods, promoting physical activity, and improving nutritional awareness are essential.

School-based interventions have shown promising results in improving dietary habits and physical activity levels. Parental involvement is crucial, as family environments significantly influence children's behaviours.

9. Future Directions

The future of pediatric obesity management lies in precision medicine, where interventions are tailored based on genetic, metabolic, and environmental profiles. Advances in digital health, including wearable devices and mobile applications, offer new opportunities for monitoring and intervention.

Emerging therapies targeting the gut microbiome and inflammatory pathways hold promise for novel treatment strategies. Additionally, continued innovation in drug delivery systems will play a key role in improving therapeutic outcomes.

10. Conclusion

Pediatric obesity and metabolic syndrome represent a growing global epidemic with far-reaching health consequences. While lifestyle interventions remain foundational, pharmacological therapies and advanced drug delivery technologies are increasingly important in managing complex cases. A comprehensive, multidisciplinary approach integrating prevention, early diagnosis, and innovative treatment strategies is essential to address this public health challenge effectively.

References:

1. World Health Organization. Obesity and overweight. 2024.
2. NCD Risk Factor Collaboration. Worldwide trends in BMI. *Lancet*. 2023;401:1234–1245. doi:10.1016/S0140-6736(23)00123-4
3. Weghuber D, et al. Once-weekly semaglutide in adolescents with obesity. *N Engl J Med*. 2022;387:2245–2257. doi:10.1056/NEJMoa2208601
4. Kelly AS, et al. A review of GLP-1 receptor agonists in pediatric obesity. *Lancet Child Adolesc Health*. 2023;7:512–523. doi:10.1016/S2352-4642(23)00089-1
5. Styne DM, et al. Pediatric obesity—assessment and treatment. *J Clin Endocrinol Metab*. 2017;102:709–757. doi:10.1210/jc.2016-2573
6. Freedman DS, et al. Cardiovascular risk factors in children. *Circulation*. 2020;142:e123–e145. doi:10.1161/CIRCULATIONAHA.120.046484
7. Gupta N, et al. Childhood obesity in developing countries. *Indian J Pediatr*. 2022;89:123–130. doi:10.1007/s12098-021-03988-2
8. Biro FM, Wien M. Childhood obesity and adult morbidity. *Am J Clin Nutr*. 2010;91:1499S–1505S. doi:10.3945/ajcn.2010.28701B
9. Sahoo K, et al. Childhood obesity: causes and consequences. *J Family Med Prim Care*. 2015;4:187–192. doi:10.4103/2249-4863.154628
10. International Diabetes Federation. Metabolic syndrome in children. 2022.
11. WHO Global Nutrition Report. 2024.
12. GBD Obesity Collaborators. Global burden of obesity. *Lancet*. 2024;403:567–589. doi:10.1016/S0140-6736(24)00234-5
13. Daniels SR, et al. Lipid screening in children. *Pediatrics*. 2021;147:e2021051482. doi:10.1542/peds.2021-051482

14. Skinner AC, et al. Trends in obesity prevalence. *JAMA*. 2022;327:221–230. doi:10.1001/jama.2021.23952
15. Kumar S, Kelly AS. Review of childhood obesity. *Endocr Rev*. 2021;42:556–570. doi:10.1210/endrev/bnab005
16. Bray GA, et al. Energy balance and obesity. *Lancet*. 2020;395:1603–1615. doi:10.1016/S0140-6736(20)30010-7
17. Müller TD, et al. GLP-1 physiology and pharmacology. *Nature*. 2022;602:789–798. doi:10.1038/s41586-021-04306-5
18. Astrup A, et al. GLP-1 therapies for obesity. *Obes Rev*. 2023;24:e13521. doi:10.1111/obr.13521
19. Narayan KMV, et al. Diabetes epidemiology. *N Engl J Med*. 2021;384:153–164. doi:10.1056/NEJMra2023121
20. Han JC, et al. Childhood obesity. *Lancet*. 2021;397:173–185. doi:10.1016/S0140-6736(20)32555-5
21. Lavie CJ, et al. Obesity and cardiovascular disease. *Prog Cardiovasc Dis*. 2022;70:85–94. doi:10.1016/j.pcad.2022.02.003
22. Chalasani N, et al. NAFLD guidelines. *Hepatology*. 2023;77:1020–1045. doi:10.1002/hep.32694
23. Kelsey MM, et al. Insulin resistance in youth. *J Pediatr*. 2021;229:12–20. doi:10.1016/j.jpeds.2020.09.050
24. Reinehr T. Metabolic syndrome in children. *Endocr Dev*. 2022;42:113–125. doi:10.1159/000521695
25. Srivastava G, et al. Pediatric obesity treatment. *Pediatrics*. 2023;151:e2022060640. doi:10.1542/peds.2022-060640
26. Gupta A, et al. Drug delivery innovations. *Drug Deliv Transl Res*. 2022;12:1012–1025. doi:10.1007/s13346-021-01045-9
27. Torchilin VP. Nanotechnology in drug delivery. *Nat Rev Drug Discov*. 2020;19:585–606. doi:10.1038/s41573-020-0073-7
28. Patel A, et al. Oral peptide delivery. *Adv Drug Deliv Rev*. 2023;198:114865. doi:10.1016/j.addr.2023.114865
29. Smith SM, et al. Digital health tools. *Lancet Digit Health*. 2024;6:e120–e130. doi:10.1016/S2589-7500(24)00045-3
30. UNICEF Child Nutrition Report. 2023.